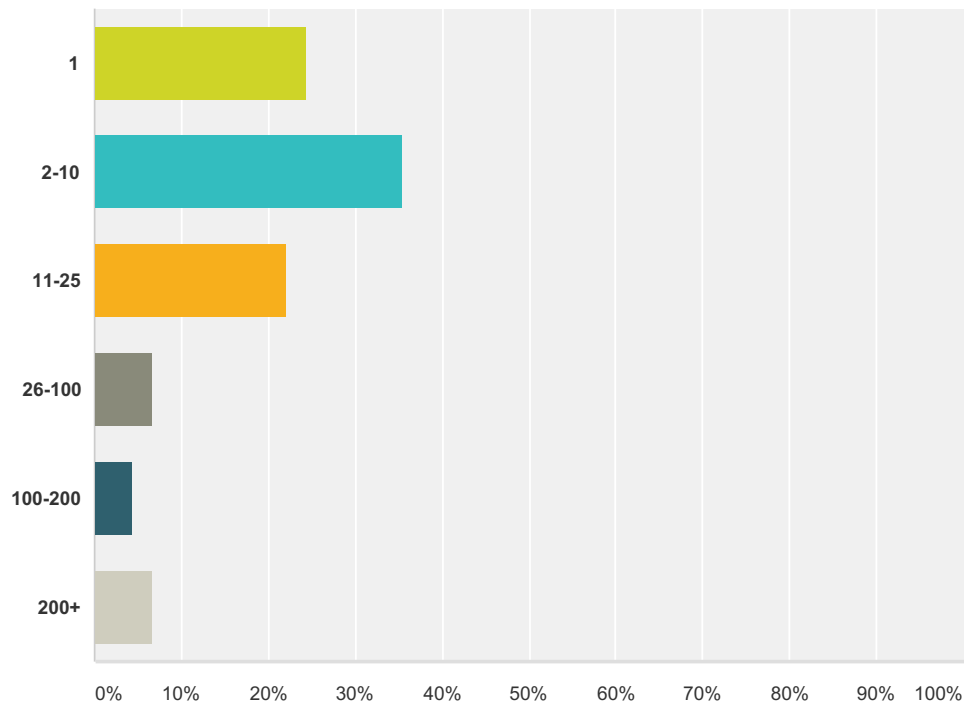


## Q2 Approximately how many paid staff are employed by your library/organization?

Answered: 45 Skipped: 0



Answer Choices	Responses
1	24.44% 11
2-10	35.56% 16
11-25	22.22% 10
26-100	6.67% 3
100-200	4.44% 2
200+	6.67% 3
<b>Total</b>	<b>45</b>

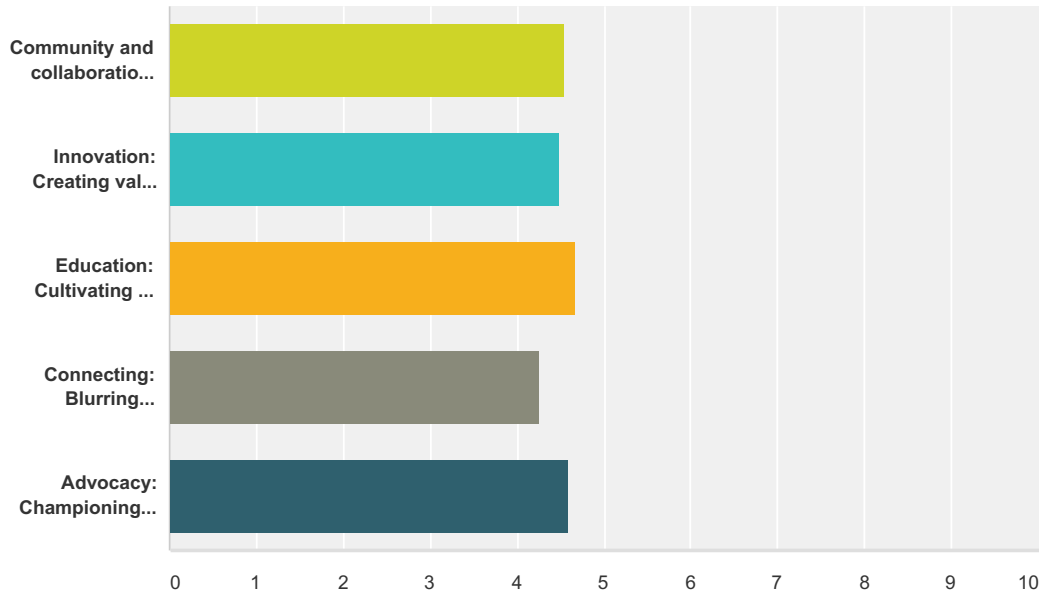
### Q3 Contact Information:

Answered: 44 Skipped: 1

Answer Choices	Responses	
Name	100.00%	44
Title	100.00%	44
Email	100.00%	44
Phone	97.73%	43

**Q4 In its last plan of service, WNYLRC identified five guiding principles that are used to determine both direction and services provided. Please indicate on a scale of 1 to 5 whether you feel WNYLRC has lived up to these ideals:**

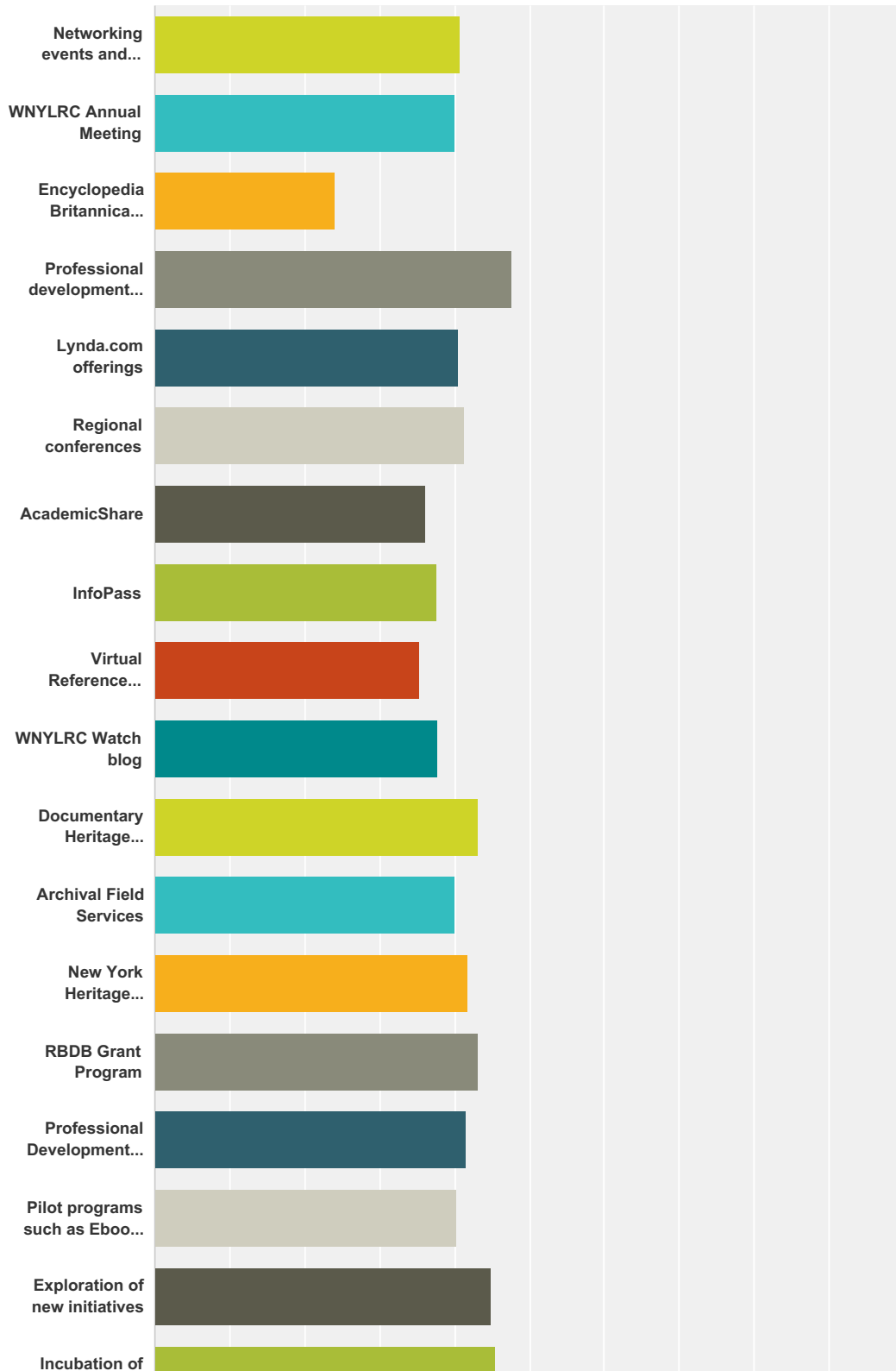
Answered: 44 Skipped: 1



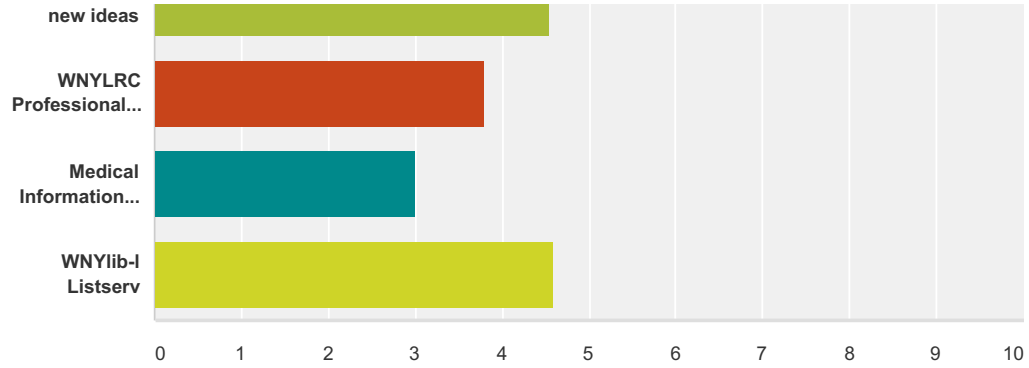
	1 (Has not lived up to ideals)	2	3	4	5 (Has lived up to or exceeded ideals)	Total	Weighted Average
Community and collaboration: Working together is more effective than working alone. When we come together as a community and work toward a common goal, we are better, stronger, and more likely to succeed.	0.00% 0	0.00% 0	6.82% 3	31.82% 14	61.36% 27	44	4.55
Innovation: Creating value through positive change. New ideas, technologies, services, and programs need an incubator.	0.00% 0	0.00% 0	11.36% 5	29.55% 13	59.09% 26	44	4.48
Education: Cultivating a culture of learning. New skills and knowledge create opportunities.	0.00% 0	0.00% 0	2.27% 1	27.27% 12	70.45% 31	44	4.68
Connecting: Blurring boundaries. Building bridges requires facilitating connections among diverse groups.	0.00% 0	2.33% 1	11.63% 5	44.19% 19	41.86% 18	43	4.26
Advocacy: Championing libraries. Securing support requires telling a compelling story.	0.00% 0	2.27% 1	4.55% 2	25.00% 11	68.18% 30	44	4.59

**Q5 Please indicate on a scale of 1-5 the value of WNYLRC services and programs that are valuable or potentially valuable to your library or organization:**

Answered: 45 Skipped: 0



## 2015 WNYLRC Member Library Survey



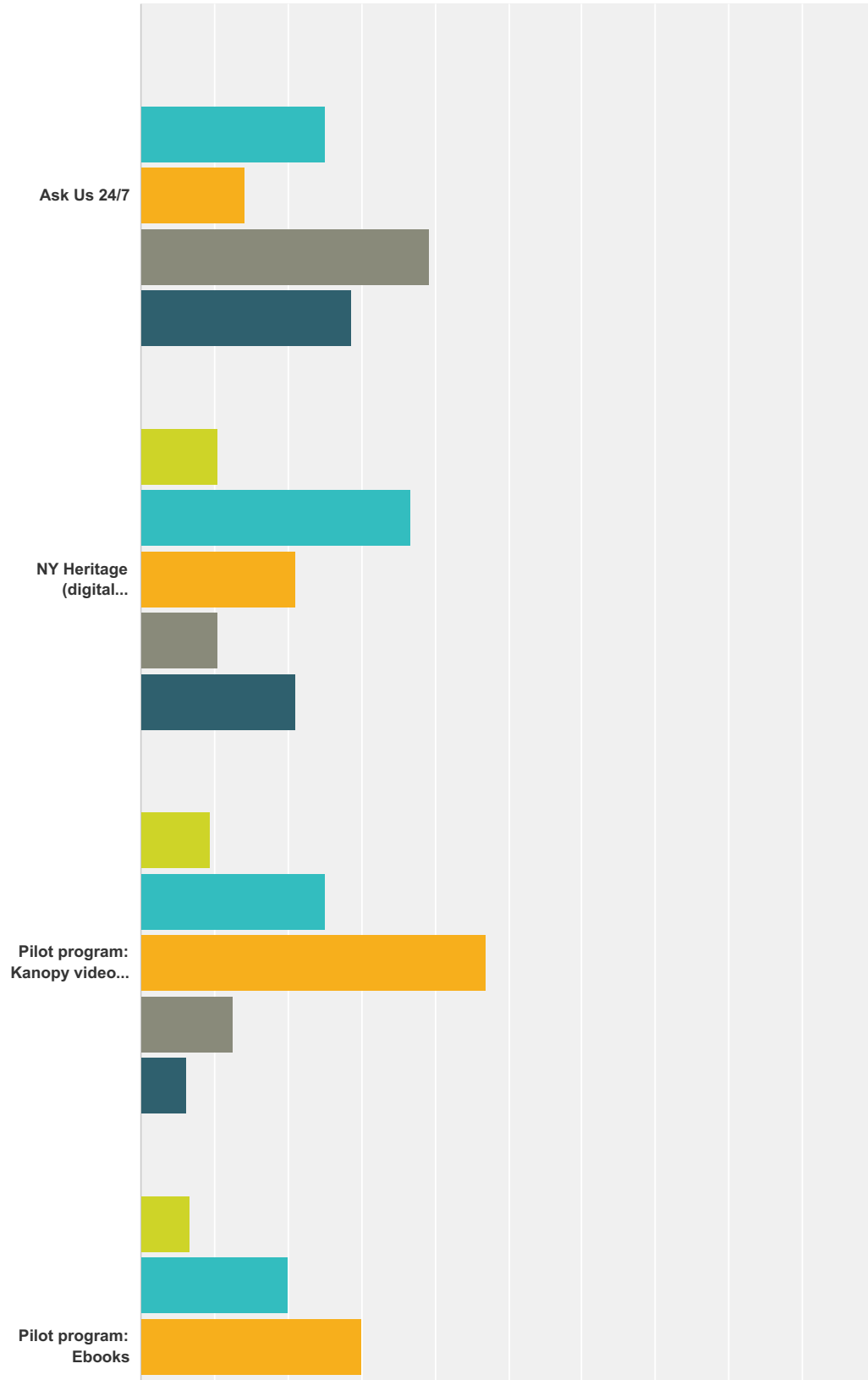
	1 (low)	2	3	4	5 (high)	Not Aware of Service/Program	Total	Weighted Average
Networking events and opportunities (Tour & Taste, Getting to Know You, time set aside at other events)	4.44% 2	4.44% 2	15.56% 7	33.33% 15	40.00% 18	2.22% 1	45	4.07
WNYLRC Annual Meeting	6.67% 3	4.44% 2	11.11% 5	40.00% 18	35.56% 16	2.22% 1	45	4.00
Encyclopedia Britannica Discounts	51.11% 23	11.11% 5	15.56% 7	2.22% 1	8.89% 4	11.11% 5	45	2.40
Professional development workshops	0.00% 0	0.00% 0	2.22% 1	24.44% 11	68.89% 31	4.44% 2	45	4.76
Lynda.com offerings	4.55% 2	9.09% 4	18.18% 8	31.82% 14	18.18% 8	18.18% 8	44	4.05
Regional conferences	4.44% 2	0.00% 0	20.00% 9	35.56% 16	33.33% 15	6.67% 3	45	4.13
AcademicShare	22.73% 10	9.09% 4	13.64% 6	11.36% 5	25.00% 11	18.18% 8	44	3.61
InfoPass	15.56% 7	11.11% 5	15.56% 7	15.56% 7	24.44% 11	17.78% 8	45	3.76
Virtual Reference Services (Ask us 24/7)	13.33% 6	17.78% 8	11.11% 5	26.67% 12	22.22% 10	8.89% 4	45	3.53
WNYLRC Watch blog	2.22% 1	11.11% 5	35.56% 16	24.44% 11	11.11% 5	15.56% 7	45	3.78
Documentary Heritage Program	2.27% 1	2.27% 1	18.18% 8	25.00% 11	43.18% 19	9.09% 4	44	4.32
Archival Field Services	8.89% 4	8.89% 4	22.22% 10	13.33% 6	26.67% 12	20.00% 9	45	4.00
New York Heritage Digital Collections	2.22% 1	13.33% 6	11.11% 5	17.78% 8	48.89% 22	6.67% 3	45	4.18
RBDB Grant Program	4.44% 2	8.89% 4	13.33% 6	11.11% 5	46.67% 21	15.56% 7	45	4.33
Professional Development Grant Program	4.65% 2	4.65% 2	20.93% 9	20.93% 9	37.21% 16	11.63% 5	43	4.16
Pilot programs such as Ebook and Video Streaming	4.44% 2	11.11% 5	13.33% 6	31.11% 14	28.89% 13	11.11% 5	45	4.02
Exploration of new initiatives	0.00% 0	4.44% 2	6.67% 3	28.89% 13	55.56% 25	4.44% 2	45	4.49
Incubation of new ideas	0.00% 0	2.27% 1	11.36% 5	22.73% 10	56.82% 25	6.82% 3	44	4.55

## 2015 WNYLRC Member Library Survey

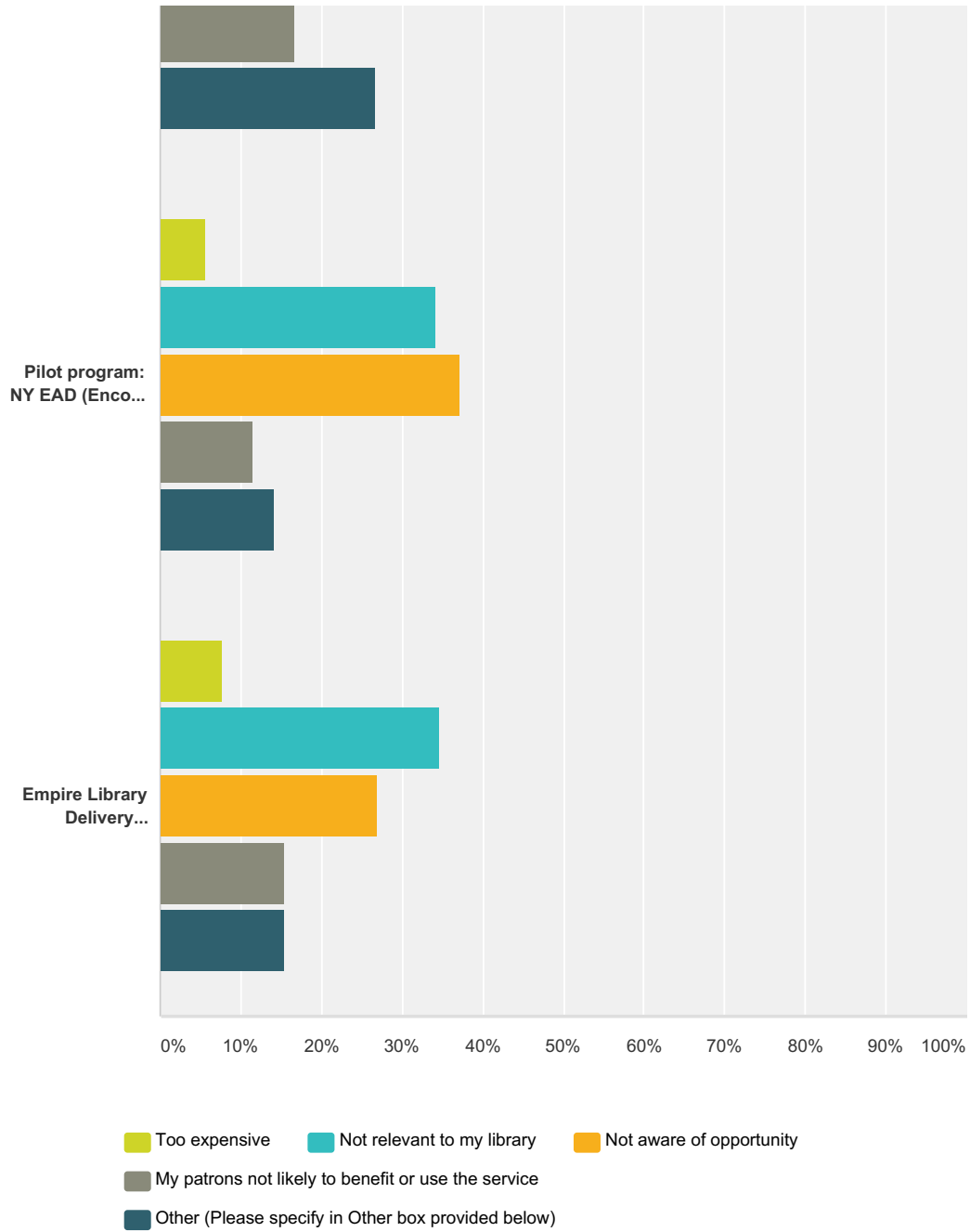
WNYLRC Professional collection catalog (WNYCat)	<b>9.30%</b> 4	<b>13.95%</b> 6	<b>32.56%</b> 14	<b>4.65%</b> 2	<b>11.63%</b> 5	<b>27.91%</b> 12	43	3.79
Medical Information Services Program (MISP) funds	<b>41.86%</b> 18	<b>11.63%</b> 5	<b>6.98%</b> 3	<b>2.33%</b> 1	<b>18.60%</b> 8	<b>18.60%</b> 8	43	3.00
WNYlib-l Listserv	<b>2.22%</b> 1	<b>4.44%</b> 2	<b>8.89%</b> 4	<b>15.56%</b> 7	<b>53.33%</b> 24	<b>15.56%</b> 7	45	4.60

**Q6 If your library is not participating in the following services, please indicate why. (Check all that apply)**

Answered: 43 Skipped: 2



## 2015 WNYLRC Member Library Survey



	Too expensive	Not relevant to my library	Not aware of opportunity	My patrons not likely to benefit or use the service	Other (Please specify in Other box provided below)	Total Respondents
Ask Us 24/7	0.00% 0	25.00% 7	14.29% 4	39.29% 11	28.57% 8	28
NY Heritage (digital collections)	10.53% 2	36.84% 7	21.05% 4	10.53% 2	21.05% 4	19
Pilot program: Kanopy video streaming	9.38% 3	25.00% 8	46.88% 15	12.50% 4	6.25% 2	32
Pilot program: Ebooks	6.67% 2	20.00% 6	30.00% 9	16.67% 5	26.67% 8	30
Pilot program: NY EAD (Encoded Archival Description)	5.71% 2	34.29% 12	37.14% 13	11.43% 4	14.29% 5	35



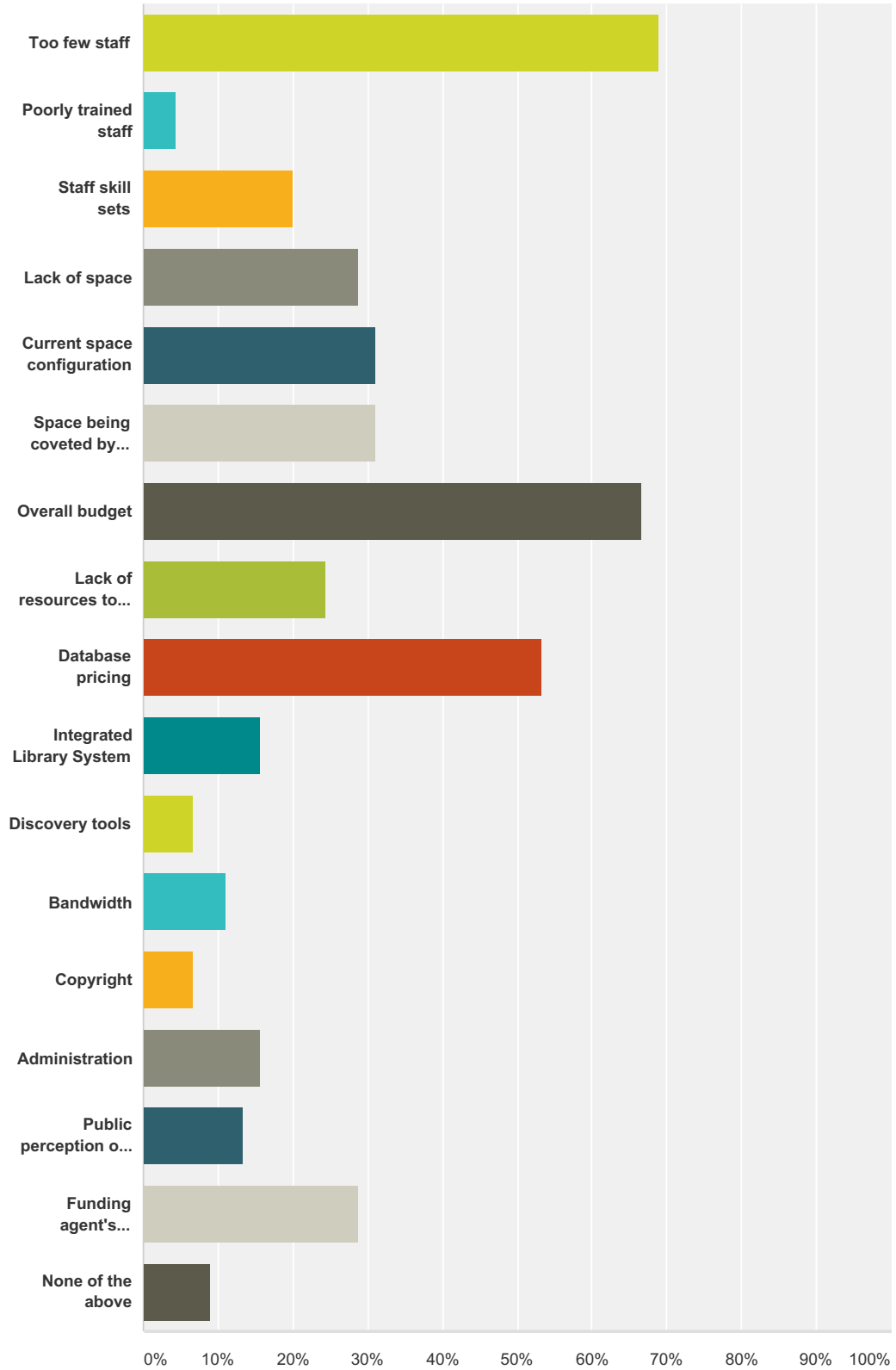
## 2015 WNYLRC Member Library Survey

Empire Library Delivery service (ELD)	<b>7.69%</b> 2	<b>34.62%</b> 9	<b>26.92%</b> 7	<b>15.38%</b> 4	<b>15.38%</b> 4	26
--	-------------------	--------------------	--------------------	--------------------	--------------------	----

**Q7 What issues are currently or will most likely negatively impact your ability to provide needed services to your constituency and/ or the larger library community? (Check all that apply)**

Answered: 45 Skipped: 0

## 2015 WNYLRC Member Library Survey



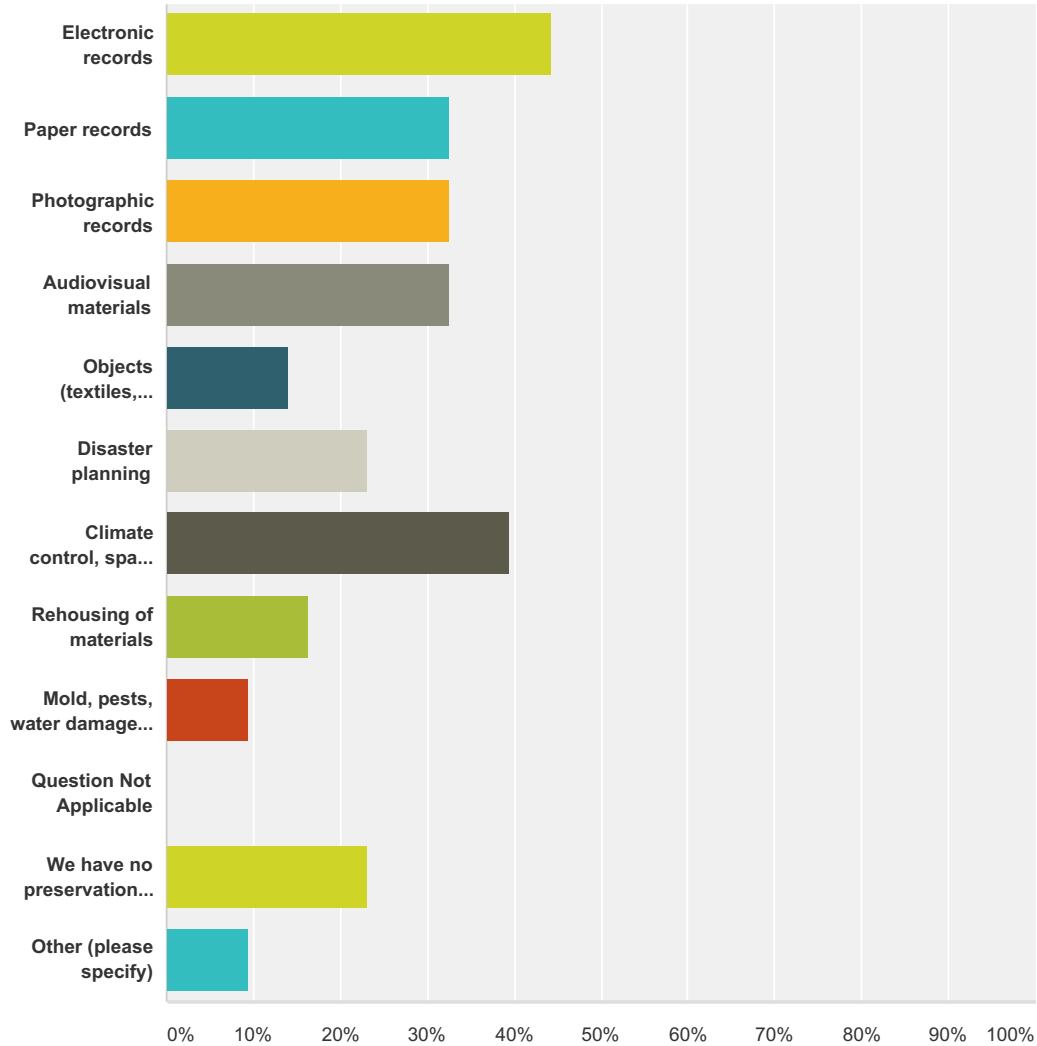
Answer Choices	Responses
Too few staff	68.89% 31
Poorly trained staff	4.44% 2

## 2015 WNYLRC Member Library Survey

Staff skill sets	20.00%	9
Lack of space	28.89%	13
Current space configuration	31.11%	14
Space being coveted by others outside the library/organization	31.11%	14
Overall budget	66.67%	30
Lack of resources to build physical or virtual collections	24.44%	11
Database pricing	53.33%	24
Integrated Library System	15.56%	7
Discovery tools	6.67%	3
Bandwidth	11.11%	5
Copyright	6.67%	3
Administration	15.56%	7
Public perception of the library/organization	13.33%	6
Funding agent's perception of the library/organization	28.89%	13
None of the above	8.89%	4
<b>Total Respondents: 45</b>		

**Q8 What are the specific preservation concerns either to your archives and/or library collections, if any, that are most important to your library or organization over the next 3 years? (Check all that apply)**

Answered: 43 Skipped: 2



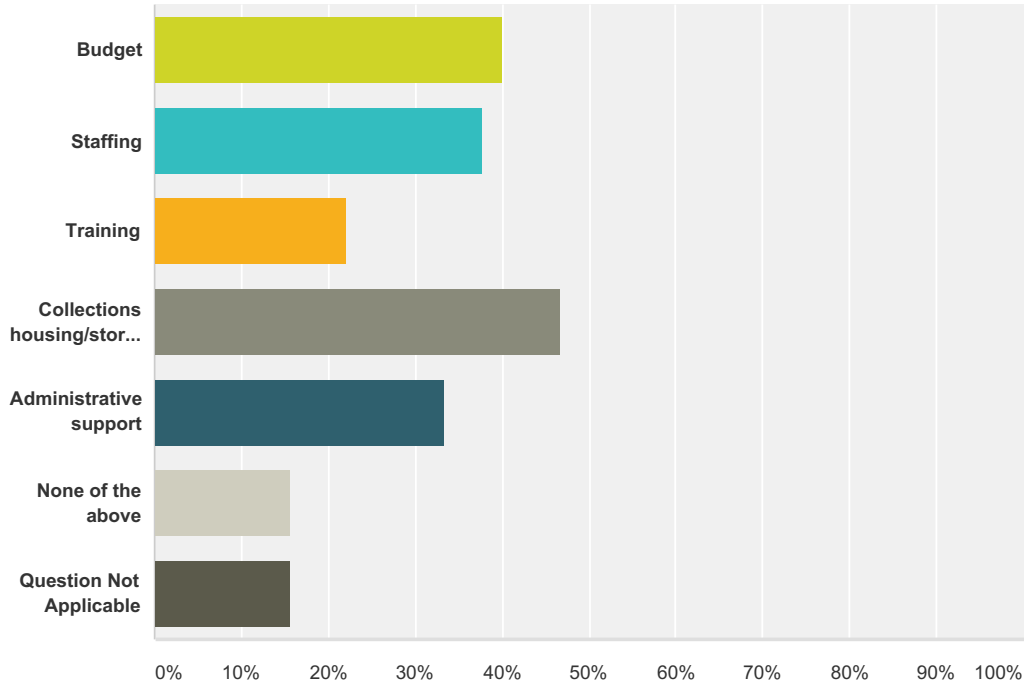
Answer Choices	Responses
Electronic records	44.19% 19
Paper records	32.56% 14
Photographic records	32.56% 14
Audiovisual materials	32.56% 14
Objects (textiles, artwork, etc.)	13.95% 6
Disaster planning	23.26% 10

## 2015 WNYLRC Member Library Survey

Climate control, space, and storage	<b>39.53%</b>	17
Rehousing of materials	<b>16.28%</b>	7
Mold, pests, water damaged materials	<b>9.30%</b>	4
Question Not Applicable	<b>0.00%</b>	0
We have no preservation concerns	<b>23.26%</b>	10
Other (please specify)	<b>9.30%</b>	4
<b>Total Respondents: 43</b>		

**Q9 Does your library or organization support preservation needs with: (Check all that apply)**

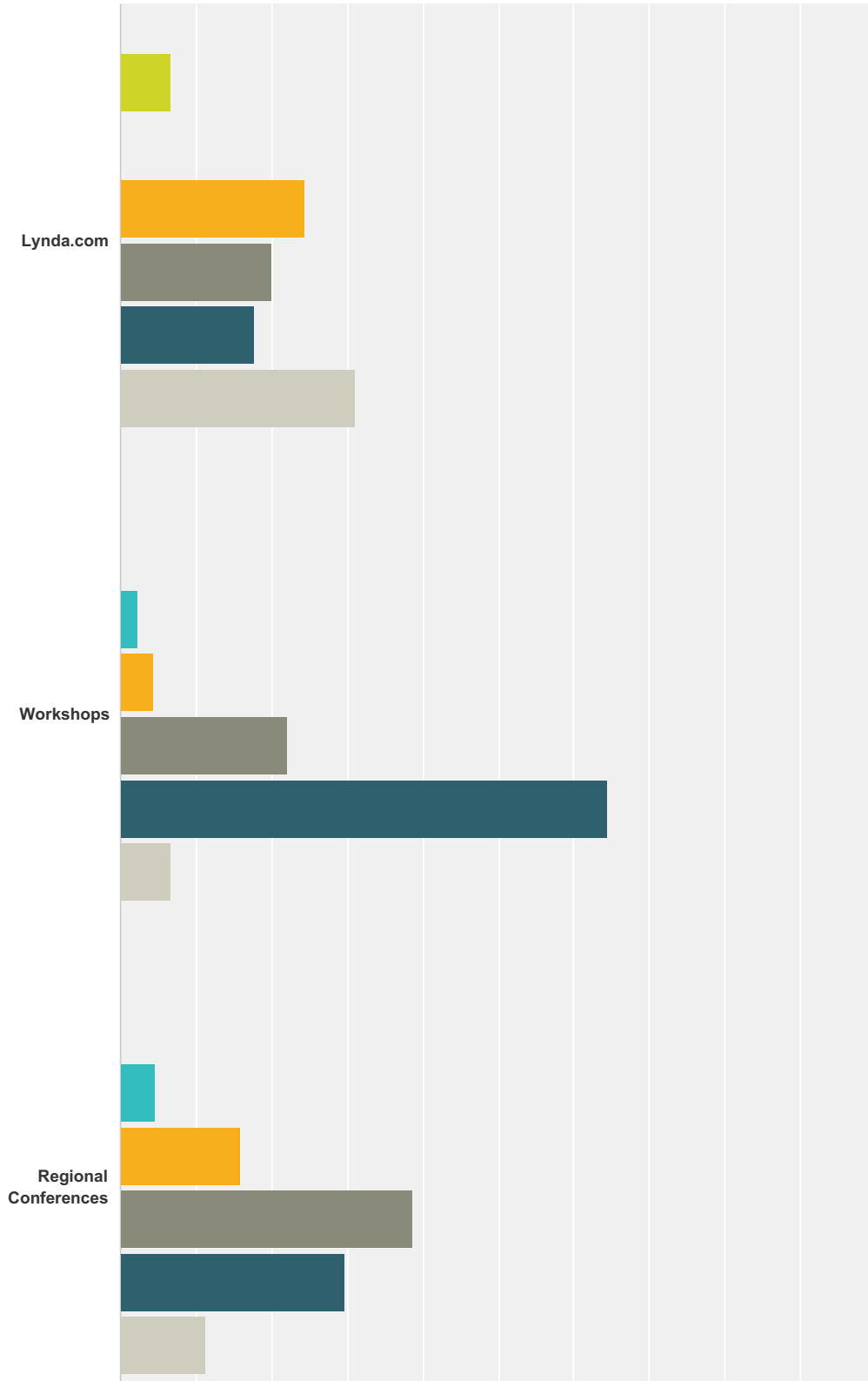
Answered: 45 Skipped: 0



Answer Choices	Responses
Budget	40.00% 18
Staffing	37.78% 17
Training	22.22% 10
Collections housing/storage space	46.67% 21
Administrative support	33.33% 15
None of the above	15.56% 7
Question Not Applicable	15.56% 7
<b>Total Respondents: 45</b>	

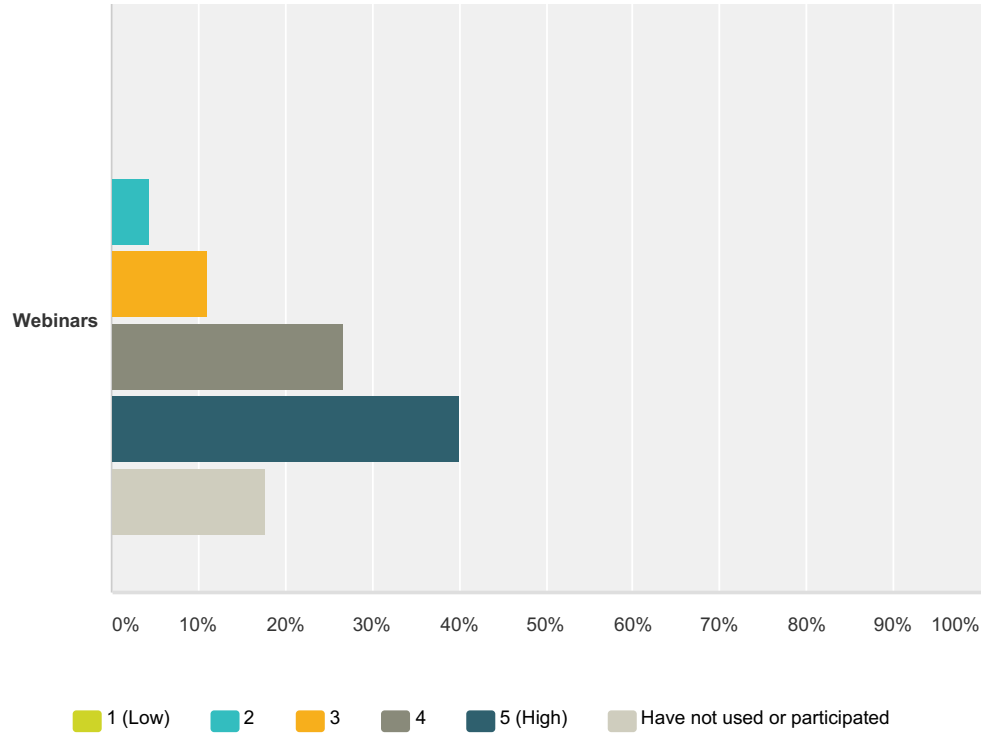
**Q10 WNYLRC provides professional development opportunities in multiple formats. How would you rank the value of each offering to your library/organization?**

Answered: 45 Skipped: 0





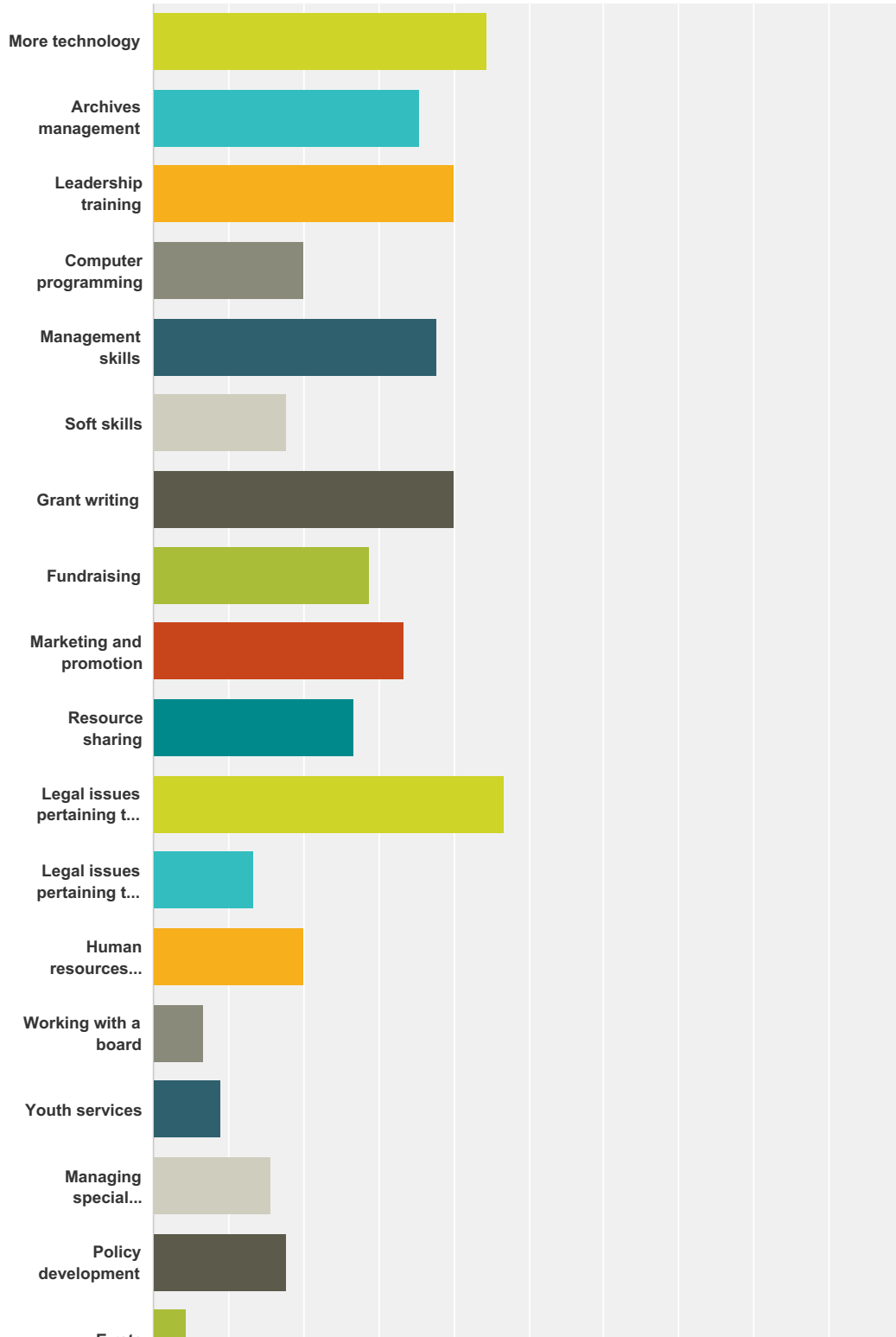
## 2015 WNYLRC Member Library Survey



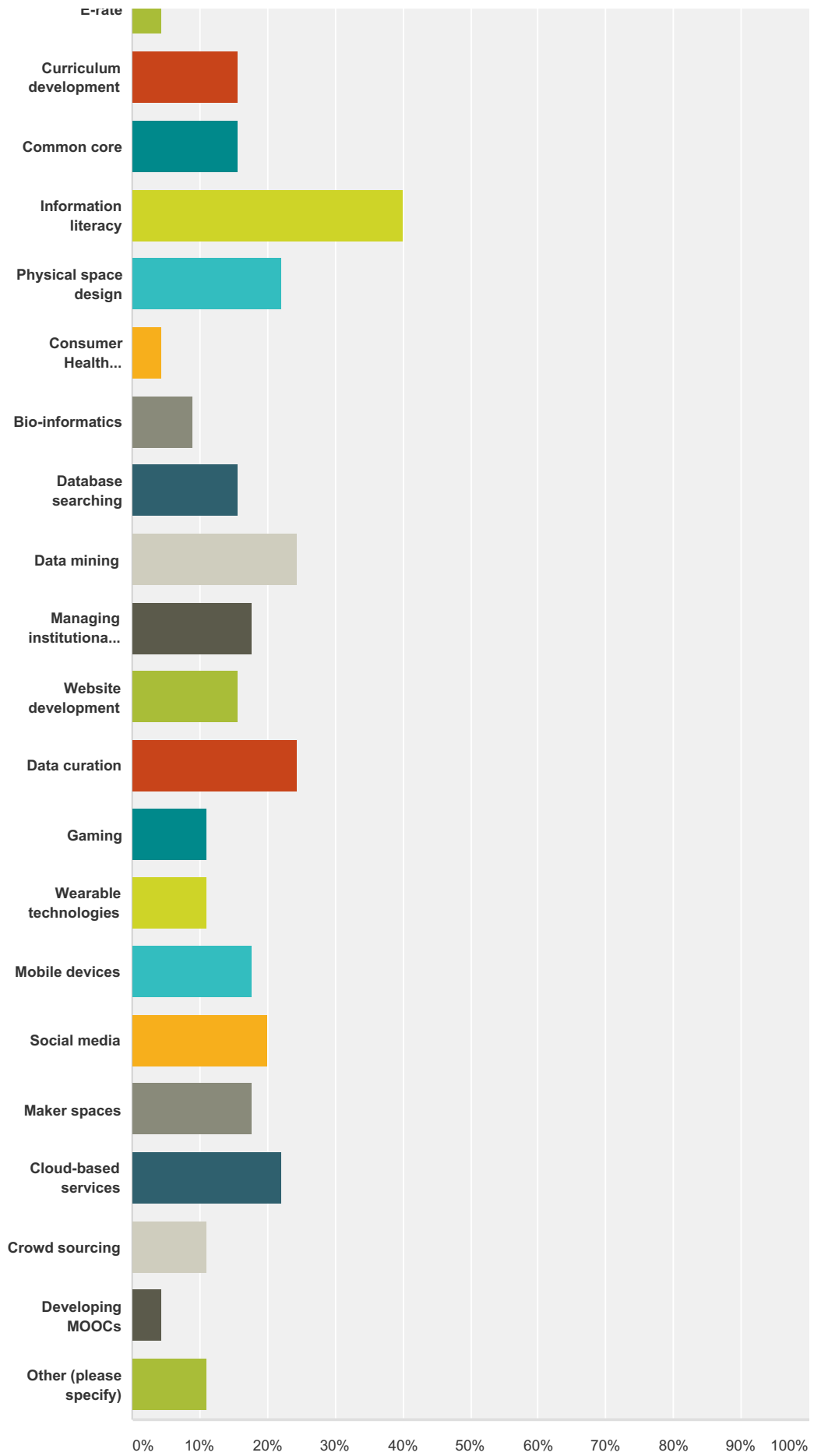
	1 (Low)	2	3	4	5 (High)	Have not used or participated	Total
Lynda.com	6.67% 3	0.00% 0	24.44% 11	20.00% 9	17.78% 8	31.11% 14	45
Workshops	0.00% 0	2.22% 1	4.44% 2	22.22% 10	64.44% 29	6.67% 3	45
Regional Conferences	0.00% 0	4.55% 2	15.91% 7	38.64% 17	29.55% 13	11.36% 5	44
Webinars	0.00% 0	4.44% 2	11.11% 5	26.67% 12	40.00% 18	17.78% 8	45

**Q11 What issues would you like to see WNYLRC cover with its Professional Development Program in order to better prepare your staff for the future or their position? (Check all that apply)**

Answered: 45 Skipped: 0



# 2015 WNYLRC Member Library Survey



## 2015 WNYLRC Member Library Survey

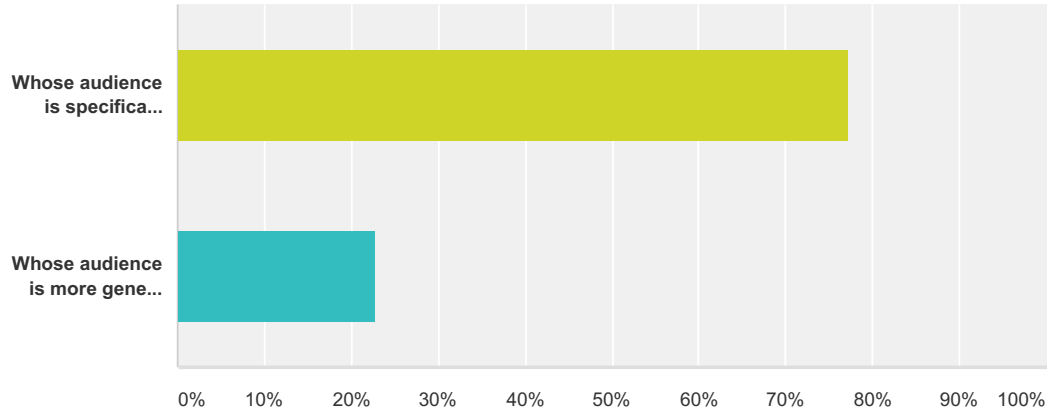
Answer Choices	Responses	
More technology	44.44%	20
Archives management	35.56%	16
Leadership training	40.00%	18
Computer programming	20.00%	9
Management skills	37.78%	17
Soft skills	17.78%	8
Grant writing	40.00%	18
Fundraising	28.89%	13
Marketing and promotion	33.33%	15
Resource sharing	26.67%	12
Legal issues pertaining to copyright	46.67%	21
Legal issues pertaining to library systems	13.33%	6
Human resources issues	20.00%	9
Working with a board	6.67%	3
Youth services	8.89%	4
Managing special collections	15.56%	7
Policy development	17.78%	8
E-rate	4.44%	2
Curriculum development	15.56%	7
Common core	15.56%	7
Information literacy	40.00%	18
Physical space design	22.22%	10
Consumer Health information	4.44%	2
Bio-informatics	8.89%	4
Database searching	15.56%	7
Data mining	24.44%	11
Managing institutional repositories	17.78%	8
Website development	15.56%	7
Data curation	24.44%	11
Gaming	11.11%	5
Wearable technologies	11.11%	5
Mobile devices	17.78%	8
Social media	20.00%	9

## 2015 WNYLRC Member Library Survey

Maker spaces	17.78%	8
Cloud-based services	22.22%	10
Crowd sourcing	11.11%	5
Developing MOOCs	4.44%	2
Other (please specify)	11.11%	5
<b>Total Respondents: 45</b>		

**Q12 Please answer this question: I am most likely to support the cost of sending staff to events:**

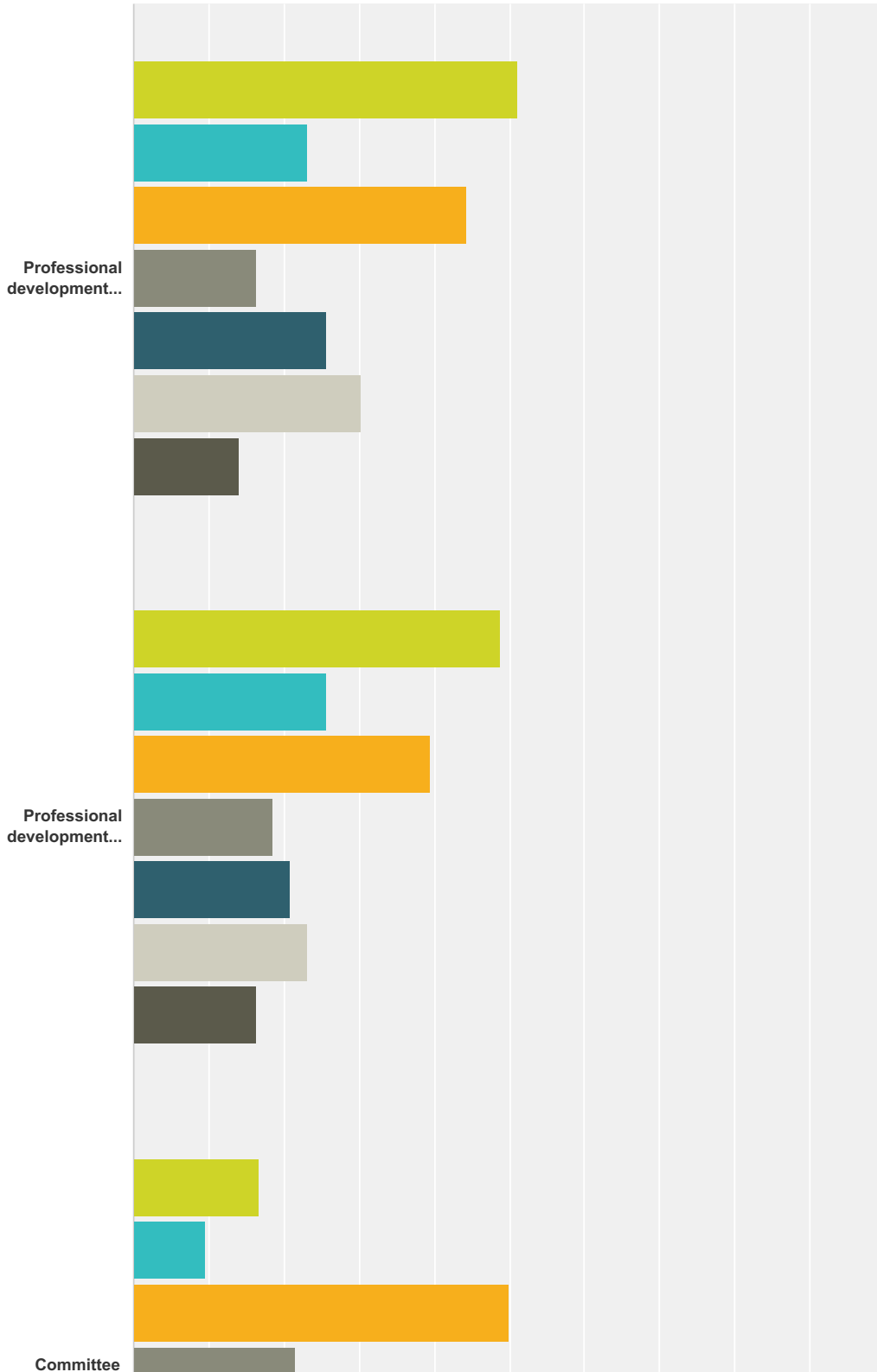
Answered: 44 Skipped: 1



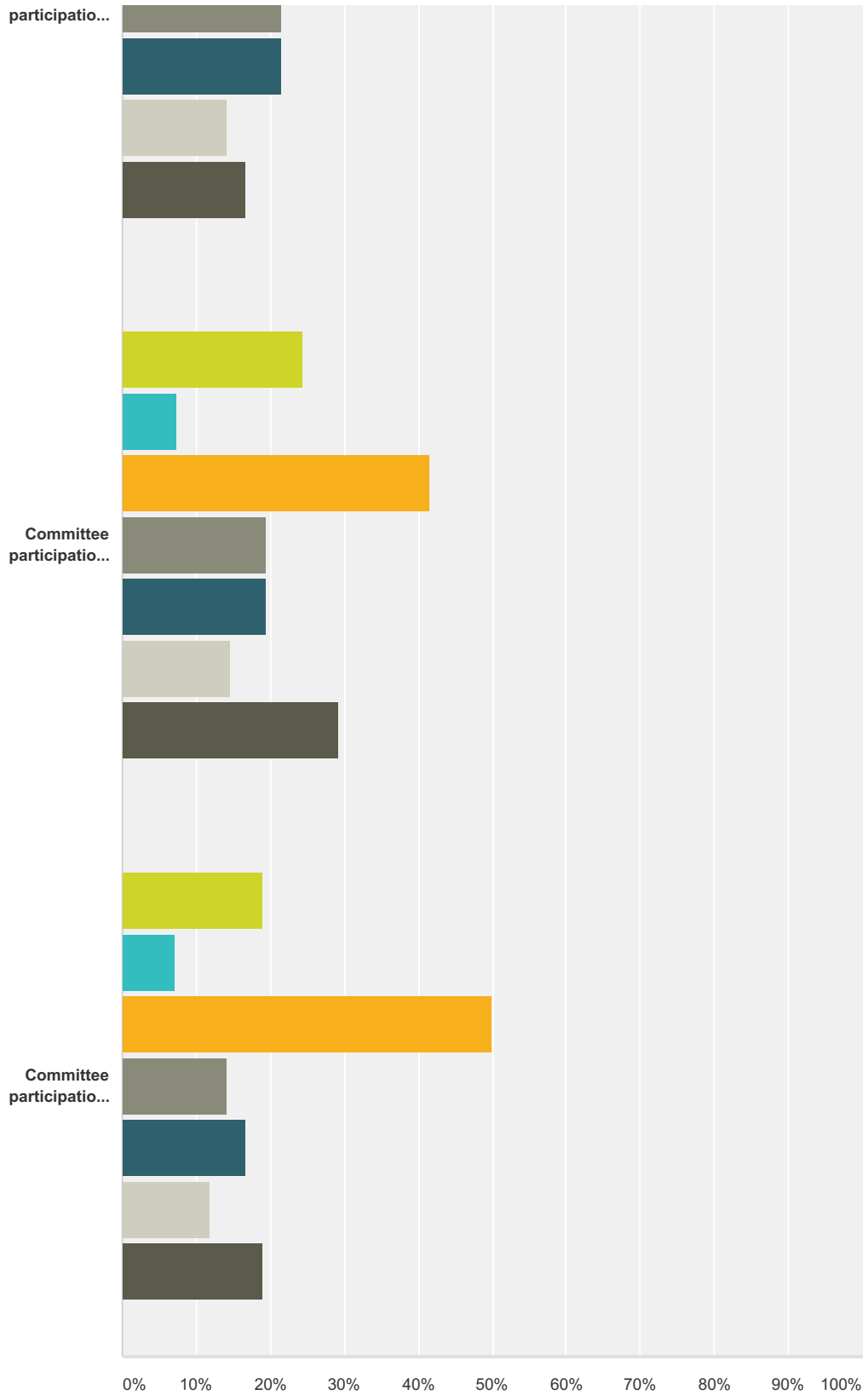
Answer Choices	Responses
Whose audience is specifically geared to my type of academic, public, school, special library/organization	77.27% 34
Whose audience is more generic and geared to more than one type of library or organization or even one type of library if the content is appropriate.	22.73% 10
<b>Total</b>	<b>44</b>

**Q13 What support does your library/organization offer to staff (other than librarians or administrators) to attend or participate in the following:**

Answered: 43 Skipped: 2



# 2015 WNYLRC Member Library Survey



- Registration/tuition reimbursement
- Registration/tuition reimbursement if directly impacts current position
- Release Time
- Release time only if directly impacts current position
- Travel expenses reimbursement
- Travel expenses reimbursement if directly impacts current position
- No support at all

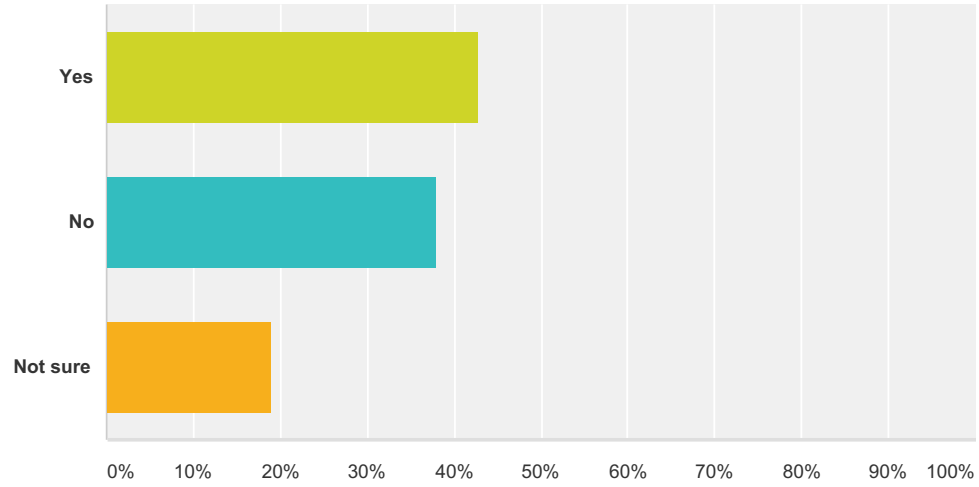


2015 WNYLRC Member Library Survey

	Registration/tuition reimbursement	Registration/tuition reimbursement if directly impacts current position	Release Time	Release time only if directly impacts current position	Travel expenses reimbursement	Travel expenses reimbursement if directly impacts current position	No support at all	Total Respondents
Professional development programs other than WNYLRC	51.16% 22	23.26% 10	44.19% 19	16.28% 7	25.58% 11	30.23% 13	13.95% 6	43
Professional development programs sponsored by WNYLRC	48.84% 21	25.58% 11	39.53% 17	18.60% 8	20.93% 9	23.26% 10	16.28% 7	43
Committee participation through WNYLRC	16.67% 7	9.52% 4	50.00% 21	21.43% 9	21.43% 9	14.29% 6	16.67% 7	42
Committee participation other than WNYLRC and own institution (i.e. NYLA, ALA, NYSLAA)	24.39% 10	7.32% 3	41.46% 17	19.51% 8	19.51% 8	14.63% 6	29.27% 12	41
Committee participation within library/institution	19.05% 8	7.14% 3	50.00% 21	14.29% 6	16.67% 7	11.90% 5	19.05% 8	42

**Q14 Has your library/organization used the services provided by the Regional Archivist through the Documentary Heritage Program?**

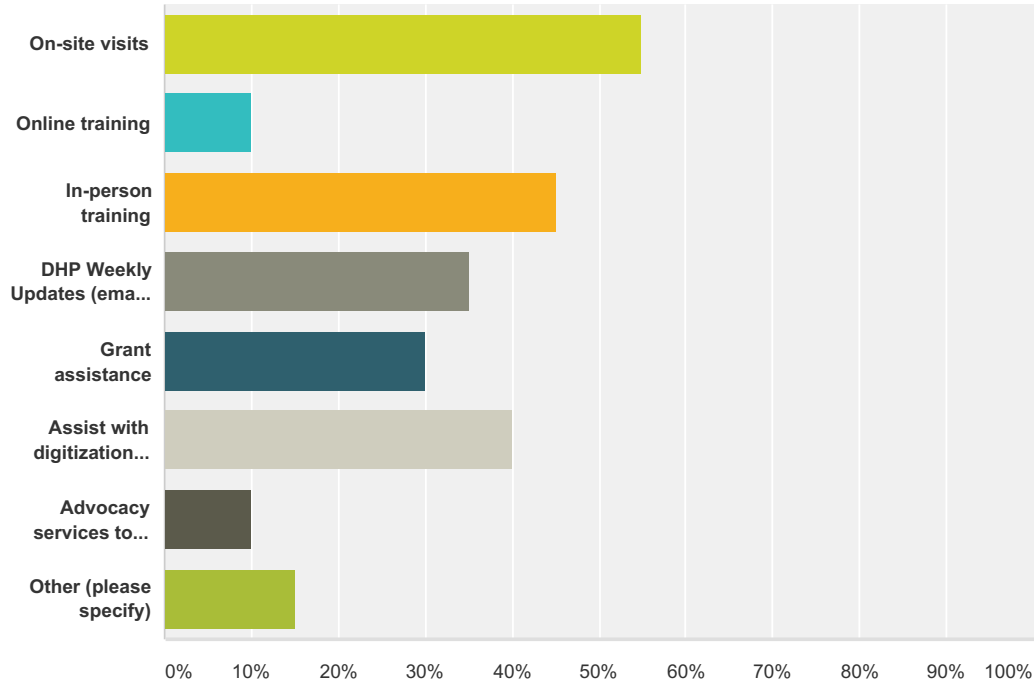
Answered: 42 Skipped: 3



Answer Choices	Responses	
Yes	42.86%	18
No	38.10%	16
Not sure	19.05%	8
<b>Total</b>		<b>42</b>

**Q15 If your library/organization has used the services of the Regional Archivist, what services were the most valuable? (Check all that apply)**

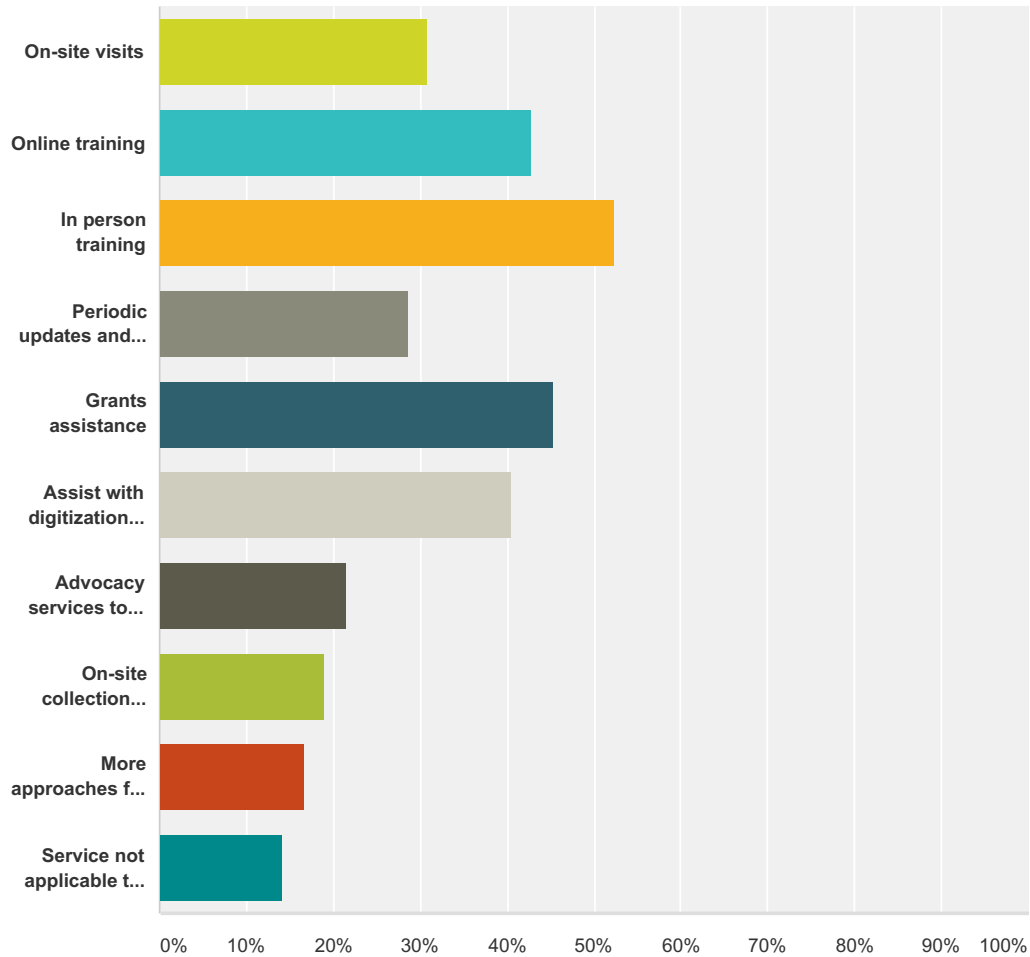
Answered: 20 Skipped: 25



Answer Choices	Responses
On-site visits	55.00% 11
Online training	10.00% 2
In-person training	45.00% 9
DHP Weekly Updates (email newsletter)	35.00% 7
Grant assistance	30.00% 6
Assist with digitization services for archival collections	40.00% 8
Advocacy services to Administration	10.00% 2
Other (please specify)	15.00% 3
<b>Total Respondents: 20</b>	

**Q16 What archival services would you like to see WNYLRC provide or continue to provide that will benefit your library/organization? (Check all that apply)**

Answered: 42 Skipped: 3



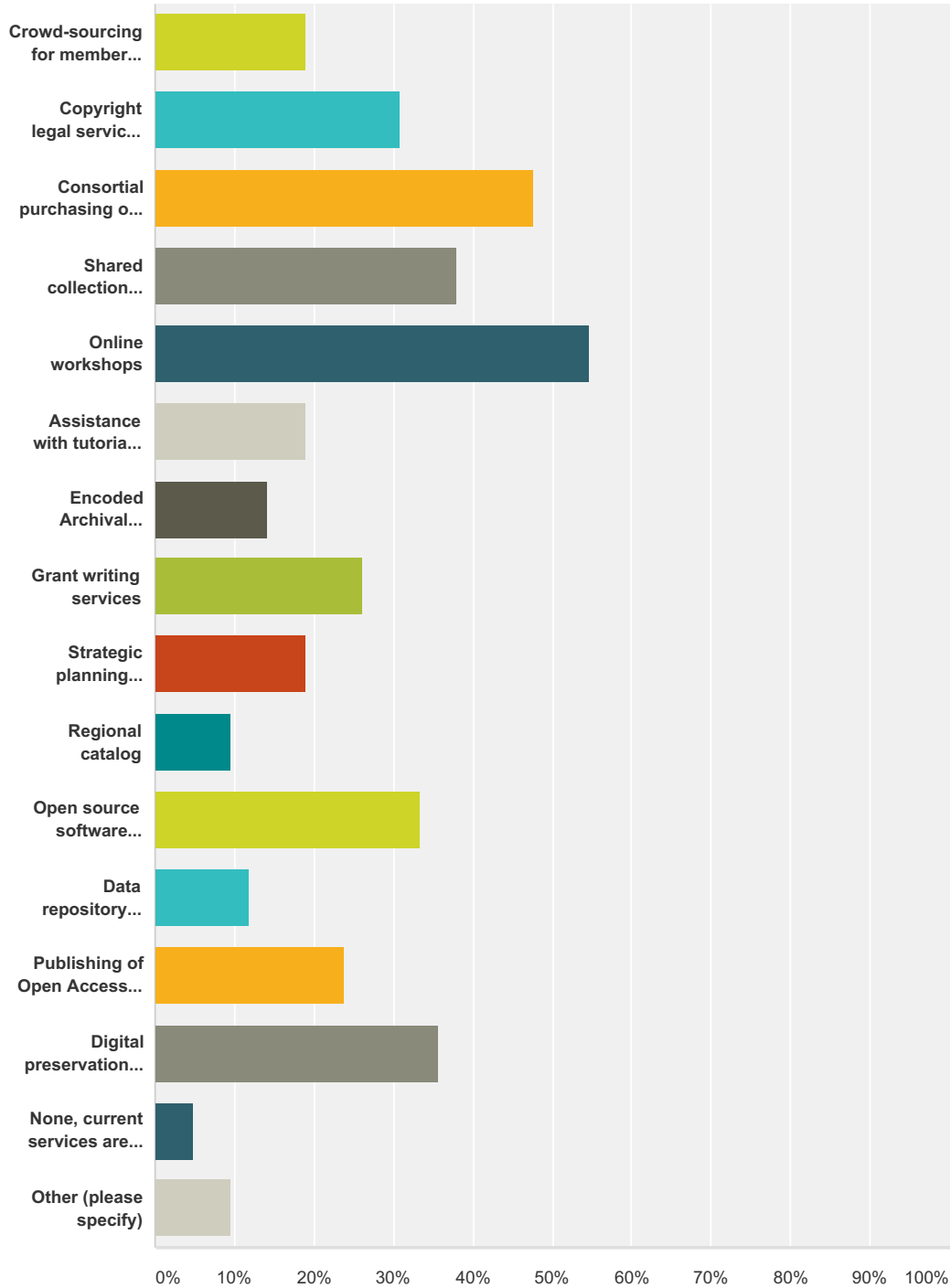
Answer Choices	Responses
On-site visits	30.95% 13
Online training	42.86% 18
In person training	52.38% 22
Periodic updates and news	28.57% 12
Grants assistance	45.24% 19
Assist with digitization services for archival collections	40.48% 17
Advocacy services to Administration	21.43% 9
On-site collection services (Arrangement and description, inventory)	19.05% 8
More approaches for coordinated networking	16.67% 7

## 2015 WNYLRC Member Library Survey

Service not applicable to my institution	14.29%	6
<b>Total Respondents: 42</b>		

**Q17 What additional services should WNYLRC consider offering that could benefit your library/organization? (Check all that apply)**

Answered: 42 Skipped: 3



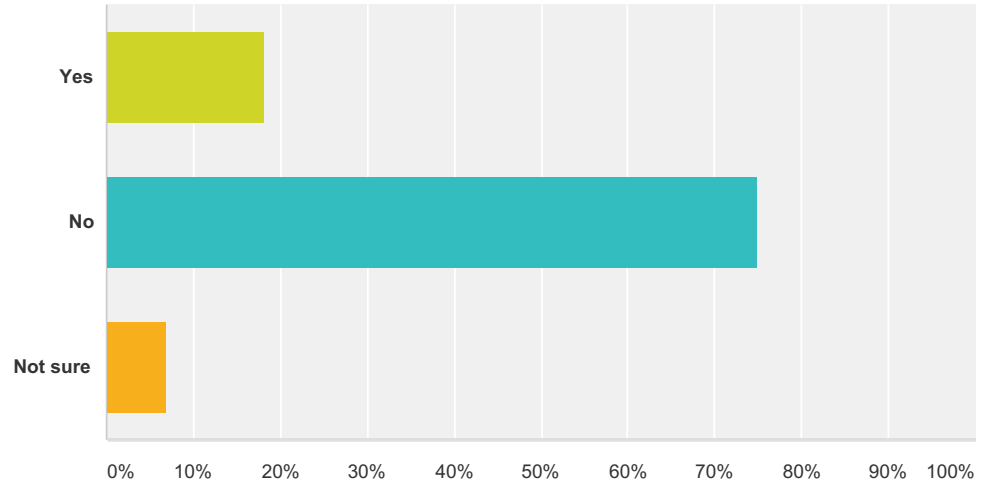
Answer Choices	Responses
Crowd-sourcing for member initiatives	19.05% 8

## 2015 WNYLRC Member Library Survey

Copyright legal services through a paid attorney	<b>30.95%</b>	13
Consortial purchasing of more products	<b>47.62%</b>	20
Shared collection services	<b>38.10%</b>	16
Online workshops	<b>54.76%</b>	23
Assistance with tutorial development	<b>19.05%</b>	8
Encoded Archival Description services (EAD)	<b>14.29%</b>	6
Grant writing services	<b>26.19%</b>	11
Strategic planning consultations	<b>19.05%</b>	8
Regional catalog	<b>9.52%</b>	4
Open source software services	<b>33.33%</b>	14
Data repository services	<b>11.90%</b>	5
Publishing of Open Access journals	<b>23.81%</b>	10
Digital preservation support	<b>35.71%</b>	15
None, current services are sufficient	<b>4.76%</b>	2
Other (please specify)	<b>9.52%</b>	4
<b>Total Respondents: 42</b>		

**Q18 Does your library receive services, MISIP, or grant funds from the Hospital Library Services Program (HLSP)?**

Answered: 44 Skipped: 1

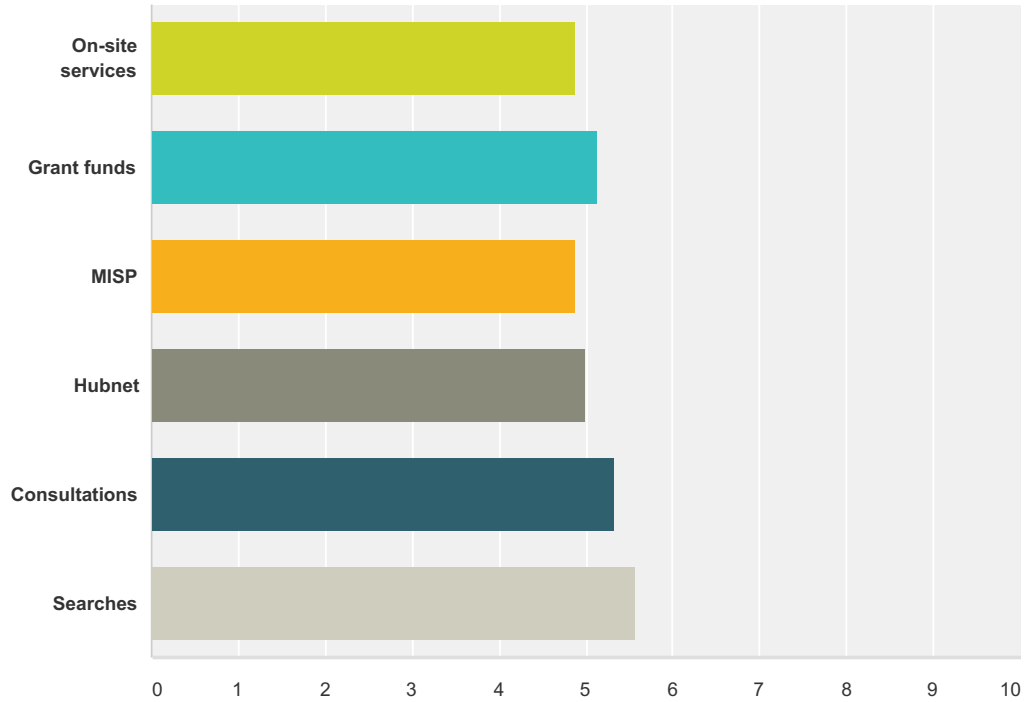


Answer Choices	Responses	
Yes	18.18%	8
No	75.00%	33
Not sure	6.82%	3
<b>Total</b>		<b>44</b>



**Q19 If you do receive some services, grants or MISP funds from HLSP, please rank the value of those to your library/organization.**

Answered: 8 Skipped: 37



	1 (Little or no value)	2	3	4	5 (High value)	N/A	Total	Weighted Average
On-site services	12.50% 1	0.00% 0	0.00% 0	0.00% 0	50.00% 4	37.50% 3	8	4.88
Grant funds	0.00% 0	0.00% 0	0.00% 0	0.00% 0	87.50% 7	12.50% 1	8	5.13
MISP	0.00% 0	0.00% 0	0.00% 0	25.00% 2	62.50% 5	12.50% 1	8	4.88
Hubnet	0.00% 0	0.00% 0	0.00% 0	14.29% 1	71.43% 5	14.29% 1	7	5.00
Consultations	0.00% 0	0.00% 0	0.00% 0	0.00% 0	66.67% 4	33.33% 2	6	5.33
Searches	0.00% 0	0.00% 0	0.00% 0	0.00% 0	42.86% 3	57.14% 4	7	5.57

**Q20 What are the biggest obstacles your library or organization will face during the next three years and would there be a role for WNYLRC to assist?**

Answered: 38 Skipped: 7

**Q21 What developing trends will shape library services at your library in the coming three years?**

Answered: 32 Skipped: 13

**Q22 Please take a moment to add additional  
comments:**

Answered: 10 Skipped: 35