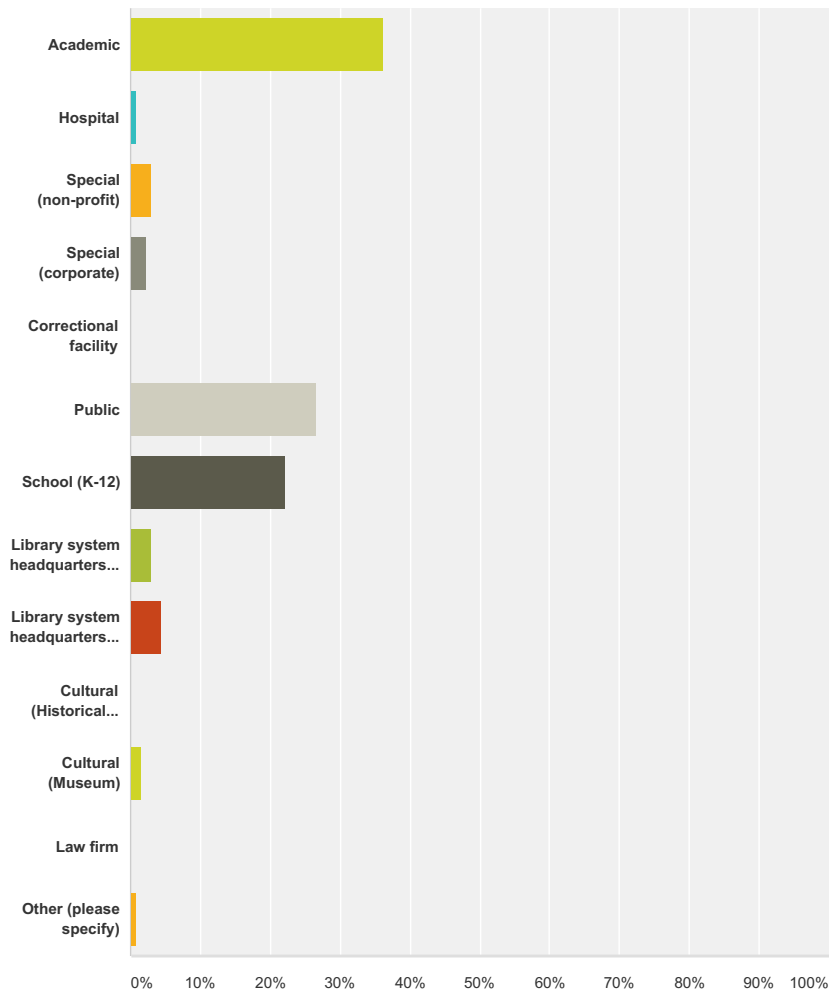


2015 WNYLRC Member Staff Survey

Q1 What type of library/organization do you work in?

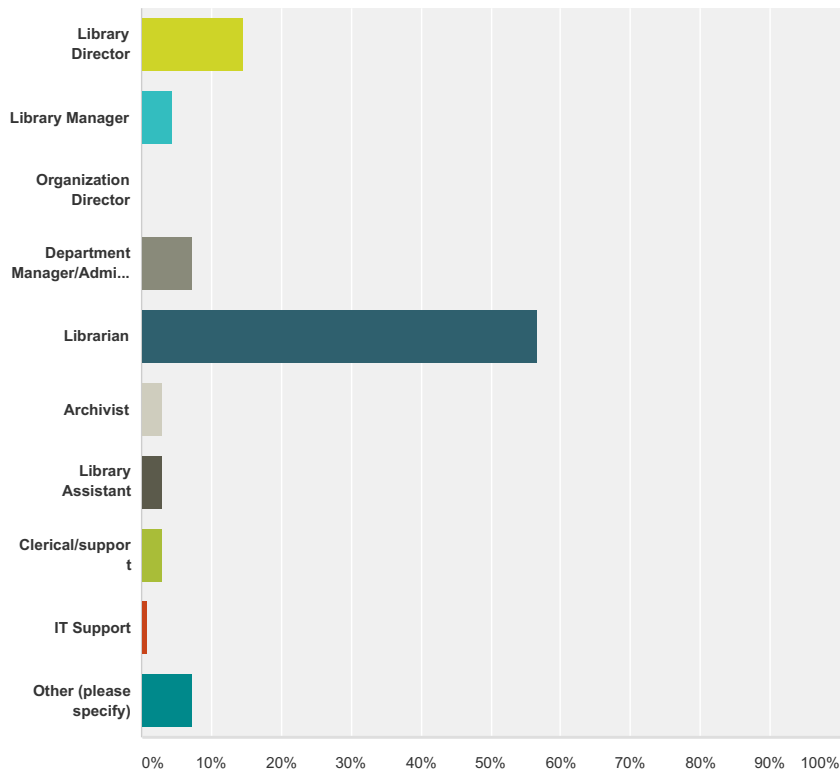
Answered: 136 Skipped: 0



Answer Choices	Responses
Academic	36.03% 49
Hospital	0.74% 1
Special (non-profit)	2.94% 4
Special (corporate)	2.21% 3
Correctional facility	0.00% 0
Public	26.47% 36
School (K-12)	22.06% 30
Library system headquarters (public)	2.94% 4
Library system headquarters (school)	4.41% 6
Cultural (Historical Society)	0.00% 0
Cultural (Museum)	1.47% 2
Law firm	0.00% 0
Other (please specify)	0.74% 1
Total	136

Q2 What is your primary position in the library/organization?

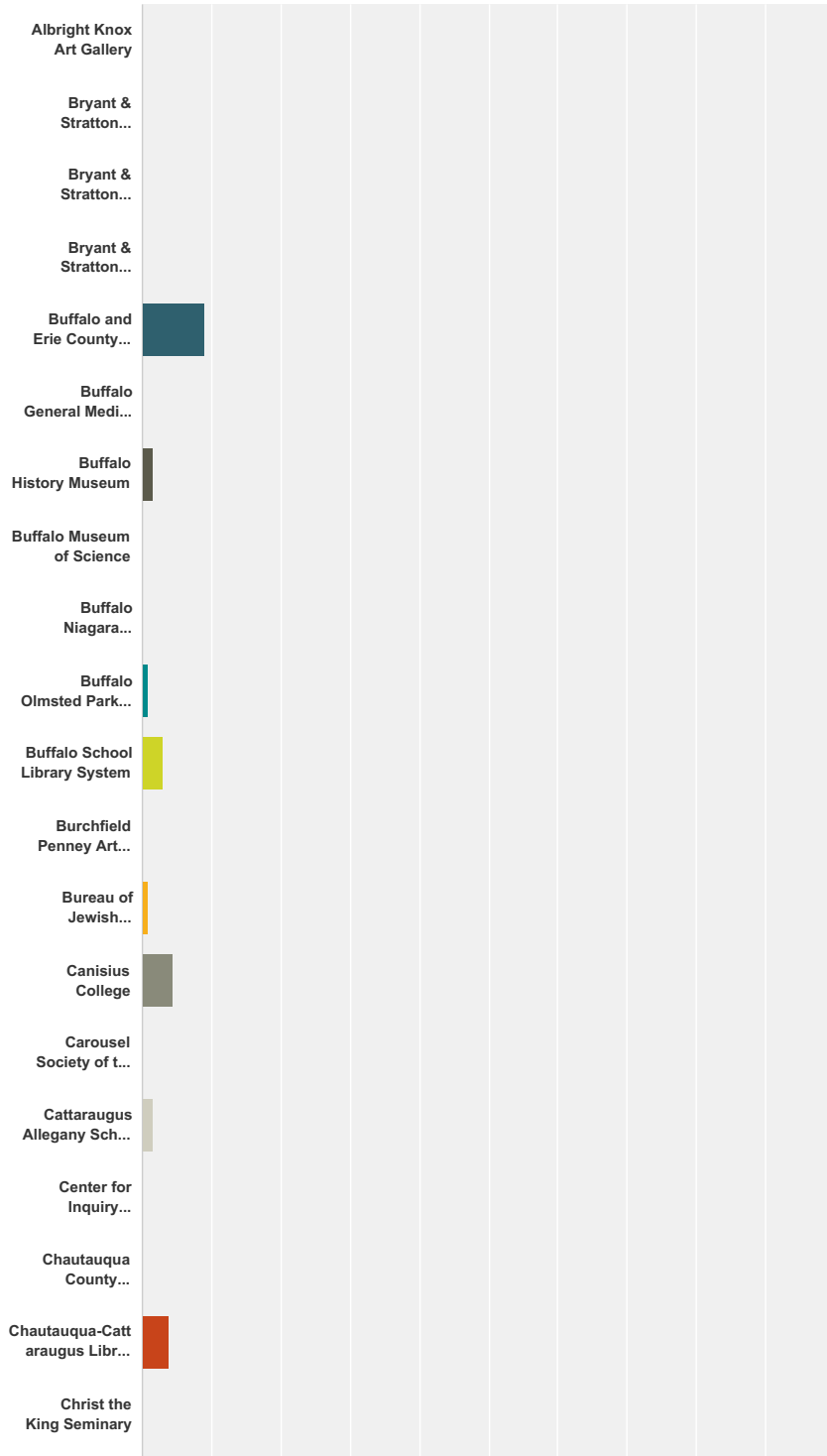
Answered: 136 Skipped: 0




Answer Choices	Responses
Library Director	14.71% 20
Library Manager	4.41% 6
Organization Director	0.00% 0
Department Manager/Administrator	7.35% 10
Librarian	56.62% 77
Archivist	2.94% 4
Library Assistant	2.94% 4
Clerical/support	2.94% 4
IT Support	0.74% 1
Other (please specify)	7.35% 10
Total	136

Q3 The name of your parent library/library system/organization is - select from the drop-down list below. (School libraries should indicate their school library system and public library branches should indicate their public library system from the the available list and then write in the box at the end of the list whether you are a "school library" or "branch library".)

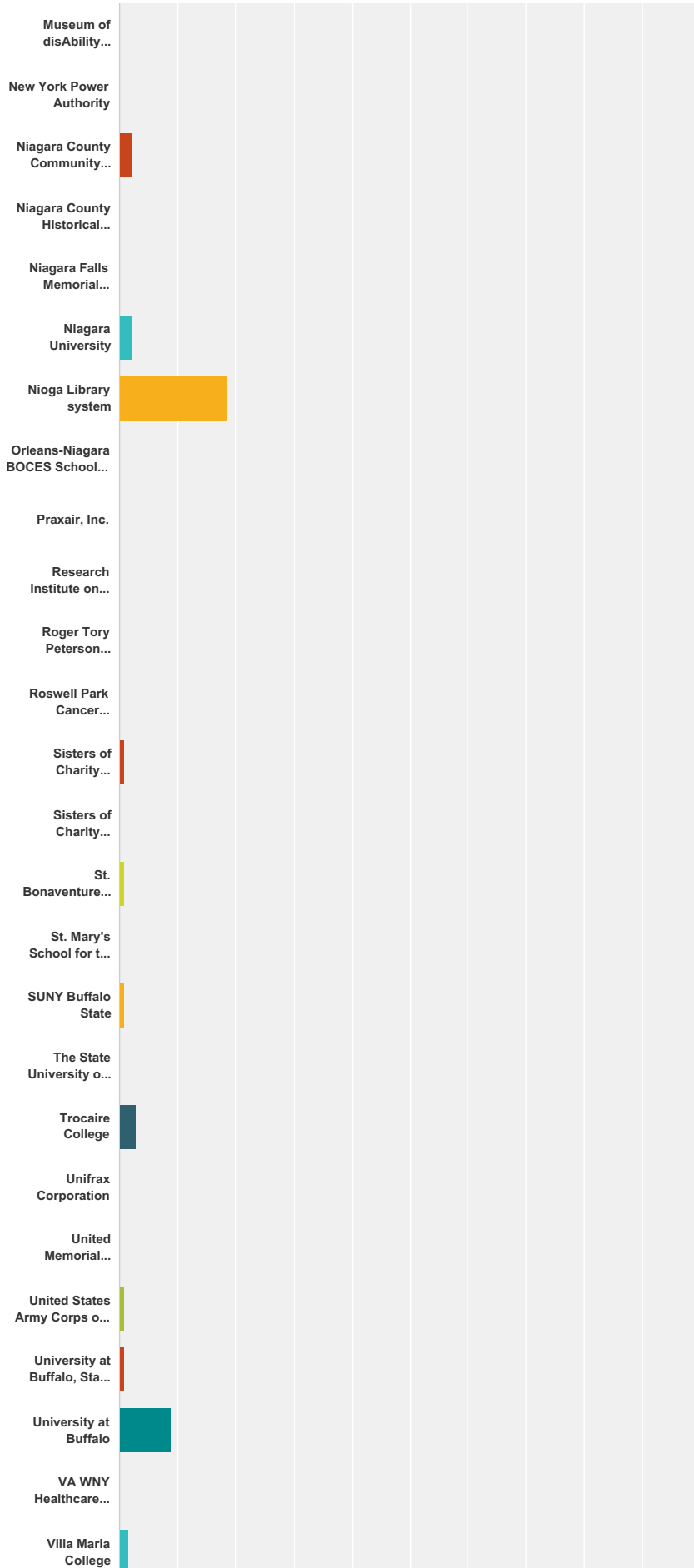
Answered: 135 Skipped: 1



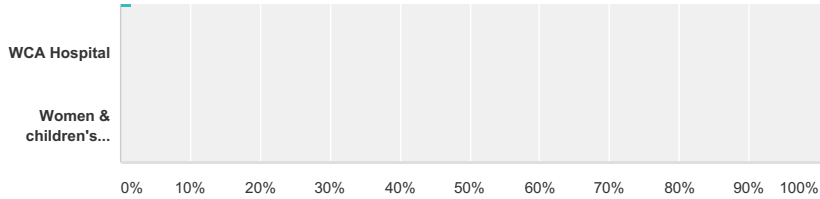
2015 WNYLRC Member Staff Survey



2015 WNYLRC Member Staff Survey



2015 WNYLRC Member Staff Survey



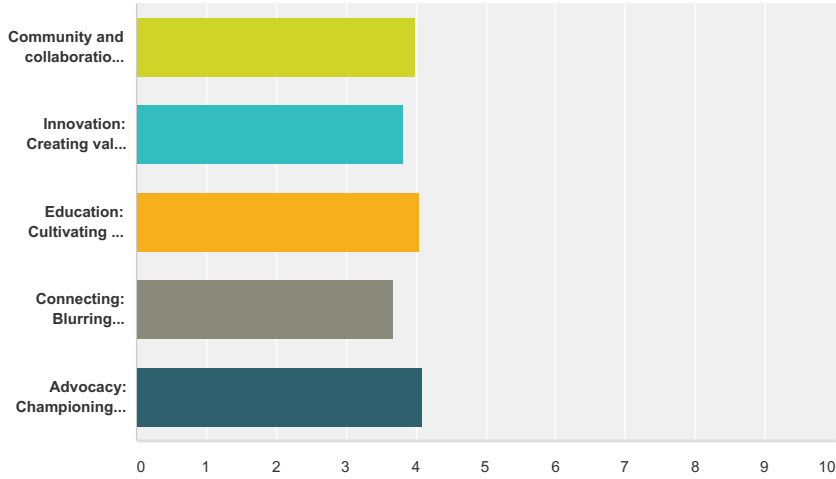
Answer Choices	Responses	
Albright Knox Art Gallery	0.00%	0
Bryant & Stratton College (Amherst)	0.00%	0
Bryant & Stratton College (Buffalo)	0.00%	0
Bryant & Stratton College (Southtowns)	0.00%	0
Buffalo and Erie County Public Library	8.89%	12
Buffalo General Medical Center	0.00%	0
Buffalo History Museum	1.48%	2
Buffalo Museum of Science	0.00%	0
Buffalo Niagara Heritage Museum	0.00%	0
Buffalo Olmsted Parks Conservancy	0.74%	1
Buffalo School Library System	2.96%	4
Burchfield Penney Art Center	0.00%	0
Bureau of Jewish Education/Jewish Buffalo Archives Project	0.74%	1
Canisius College	4.44%	6
Carousel Society of the Niagara Frontier	0.00%	0
Cattaraugus Allegany School Library System	1.48%	2
Center for Inquiry Libraries	0.00%	0
Chautauqua County Historical Society	0.00%	0
Chautauqua-Cattaraugus Library System	3.70%	5
Christ the King Seminary	0.00%	0
D'Youville College	2.22%	3
Daemen College	1.48%	2
Ecology and Environment, Inc.	0.74%	1
Erie 1 BOCES School Library system	6.67%	9
Erie 2 Chautauqua Cattaraugus BOCES School Library System	13.33%	18
Erie Community College (City)	0.74%	1
Erie Community College (North)	2.96%	4
Erie Community College (South)	0.00%	0
Erie County Medical Center Corporation	0.00%	0
Forest Lawn (Margaret L. Wendt Archive and Resource Center at Forest Lawn)	0.00%	0
Genesee Community College	0.74%	1
Gowanda Correctional Facility	0.00%	0
Hilbert College	0.74%	1
Honeywell International	0.00%	0
ITT Technical Institute	0.00%	0
Jamestown Community College (Jamestown)	3.70%	5

2015 WNYLRC Member Staff Survey

Jamestown Community College (Olean)	0.00%	0
Jewish Discovery Center	0.00%	0
Kenmore Mercy Hospital	0.00%	0
Library Consortium of Health Institutions in Buffalo	0.00%	0
Lily Dale Assembly, Inc.	1.48%	2
Margaret L. Wendt Archive and Resource Center at Forest Lawn	0.00%	0
Medaille College	0.74%	1
Mercy Hospital	0.00%	0
Millard Fillmore Suburban Hospital	0.00%	0
Mount St. Mary's Hospital	0.00%	0
Museum of disAbility History	0.00%	0
New York Power Authority	0.00%	0
Niagara County Community College	2.22%	3
Niagara County Historical Society	0.00%	0
Niagara Falls Memorial Medical Center	0.00%	0
Niagara University	2.22%	3
Nioga Library system	18.52%	25
Orleans-Niagara BOCES School Library System	0.00%	0
Praxair, Inc.	0.00%	0
Research Institute on Addictions, University at Buffalo	0.00%	0
Roger Tory Peterson Institute of Natural History	0.00%	0
Roswell Park Cancer Institute Corporation	0.00%	0
Sisters of Charity Hospital	0.74%	1
Sisters of Charity Hospital - St. Joseph Campus	0.00%	0
St. Bonaventure University	0.74%	1
St. Mary's School for the Deaf	0.00%	0
SUNY Buffalo State	0.74%	1
The State University of New York at Fredonia	0.00%	0
Trocaire College	2.96%	4
Unifrax Corporation	0.00%	0
United Memorial Medical Center	0.00%	0
United States Army Corps of Engineers	0.74%	1
University at Buffalo, State University of NY, Department of Library and Information Studies	0.74%	1
University at Buffalo	8.89%	12
VA WNY Healthcare System	0.00%	0
Villa Maria College	1.48%	2
WCA Hospital	0.00%	0
Women & children's Hospital of Buffalo	0.00%	0
Total		135

Q4 In its last plan of service, WNYLRC identified five guiding principles that are used to determine both direction and services provided. Please indicate on a scale of 1 to 5 whether you feel WNYLRC has lived up to these ideals:

Answered: 134 Skipped: 2

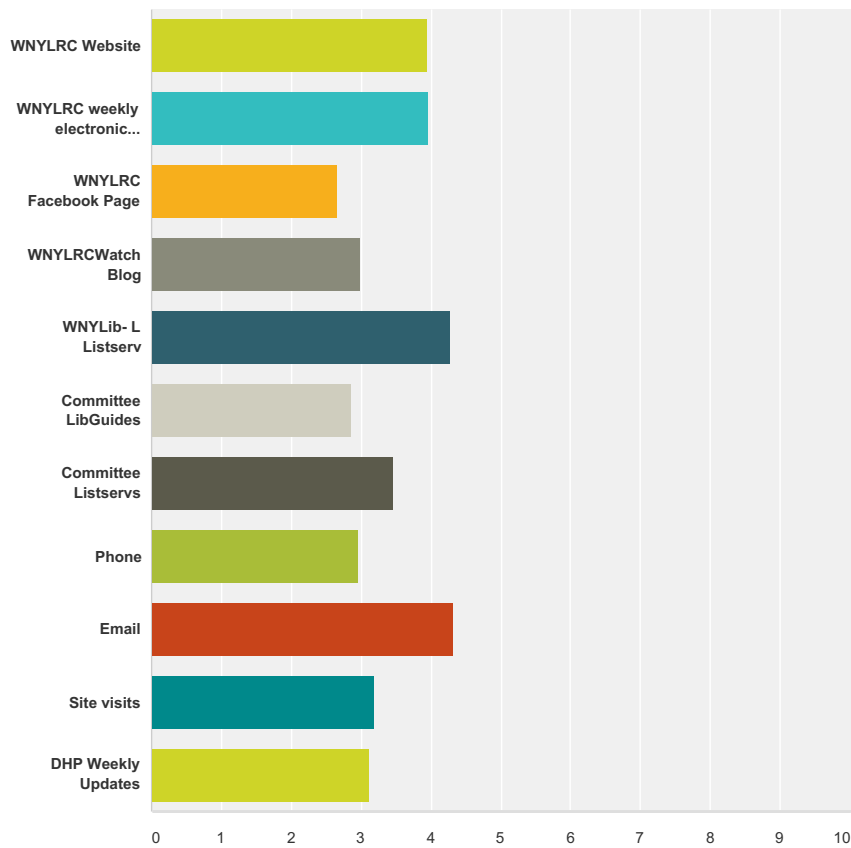


	1 (Has not lived up to ideals)	2	3	4	5 (Has lived up to or exceeded ideals)	Total	Weighted Average
Community and collaboration: Working together is more effective than working alone. When we come together as a community and work toward a common goal, we are better, stronger, and more likely to succeed.	0.00% 0	5.22% 7	20.15% 27	44.78% 60	29.85% 40	134	3.99
Innovation: Creating value through positive change. New ideas, technologies, services, and programs need an incubator.	0.00% 0	9.70% 13	20.15% 27	47.76% 64	22.39% 30	134	3.83
Education: Cultivating a culture of learning. New skills and knowledge create opportunities.	1.52% 2	5.30% 7	15.15% 20	43.94% 58	34.09% 45	132	4.04
Connecting: Blurring boundaries. Building bridges requires facilitating connections among diverse groups.	0.75% 1	9.02% 12	32.33% 43	36.84% 49	21.05% 28	133	3.68
Advocacy: Championing libraries. Securing support requires telling a compelling story.	0.75% 1	5.97% 8	16.42% 22	36.57% 49	40.30% 54	134	4.10

2015 WNYLRC Member Staff Survey

Q5 How valuable on a scale of 1-5 are the communication methods WNYLRC uses to disseminate information to members?

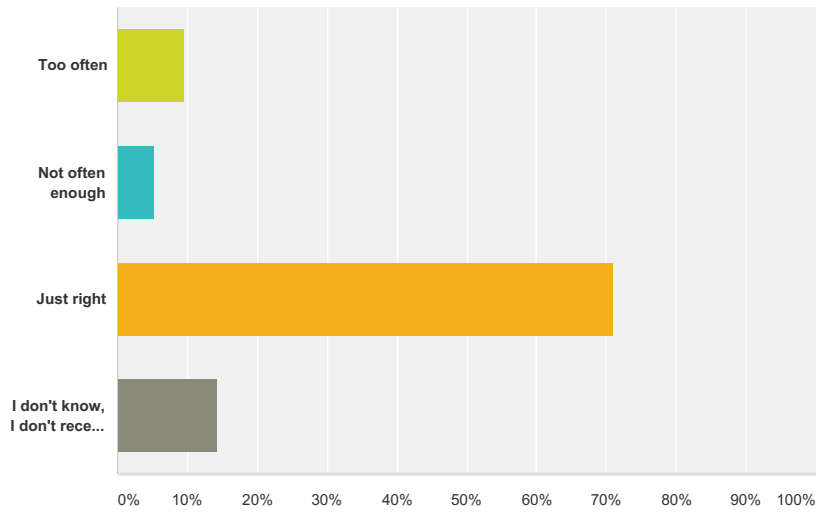
Answered: 132 Skipped: 4



	1 (low)	2	3	4	5 (High)	N/A	Total	Weighted Average
WNYLRC Website	1.53% 2	7.63% 10	19.08% 25	32.06% 42	34.35% 45	5.34% 7	131	3.95
WNYLRC weekly electronic newsletter	2.34% 3	3.13% 4	18.75% 24	34.38% 44	28.91% 37	12.50% 16	128	3.96
WNYLRC Facebook Page	15.57% 19	18.03% 22	18.85% 23	11.48% 14	6.56% 8	29.51% 36	122	2.65
WNYLRCWatch Blog	14.52% 18	10.48% 13	20.16% 25	19.35% 24	9.68% 12	25.81% 32	124	2.99
WNYLib- L Listserv	4.62% 6	2.31% 3	6.15% 8	23.08% 30	47.69% 62	16.15% 21	130	4.28
Committee LibGuides	10.32% 13	11.11% 14	18.25% 23	14.29% 18	4.76% 6	41.27% 52	126	2.86
Committee Listservs	9.60% 12	4.80% 6	12.80% 16	20.00% 25	16.80% 21	36.00% 45	125	3.46
Phone	16.41% 21	13.28% 17	16.41% 21	14.06% 18	14.84% 19	25.00% 32	128	2.97
Email	1.55% 2	3.10% 4	10.08% 13	23.26% 30	48.06% 62	13.95% 18	129	4.32
Site visits	10.16% 13	10.94% 14	16.41% 21	15.63% 20	14.06% 18	32.81% 42	128	3.19
DHP Weekly Updates	11.11% 14	7.94% 10	11.90% 15	15.87% 20	10.32% 13	42.86% 54	126	3.11

Q6 How would you rate the frequency of WNYLRC's communication with its members?

Answered: 134 Skipped: 2

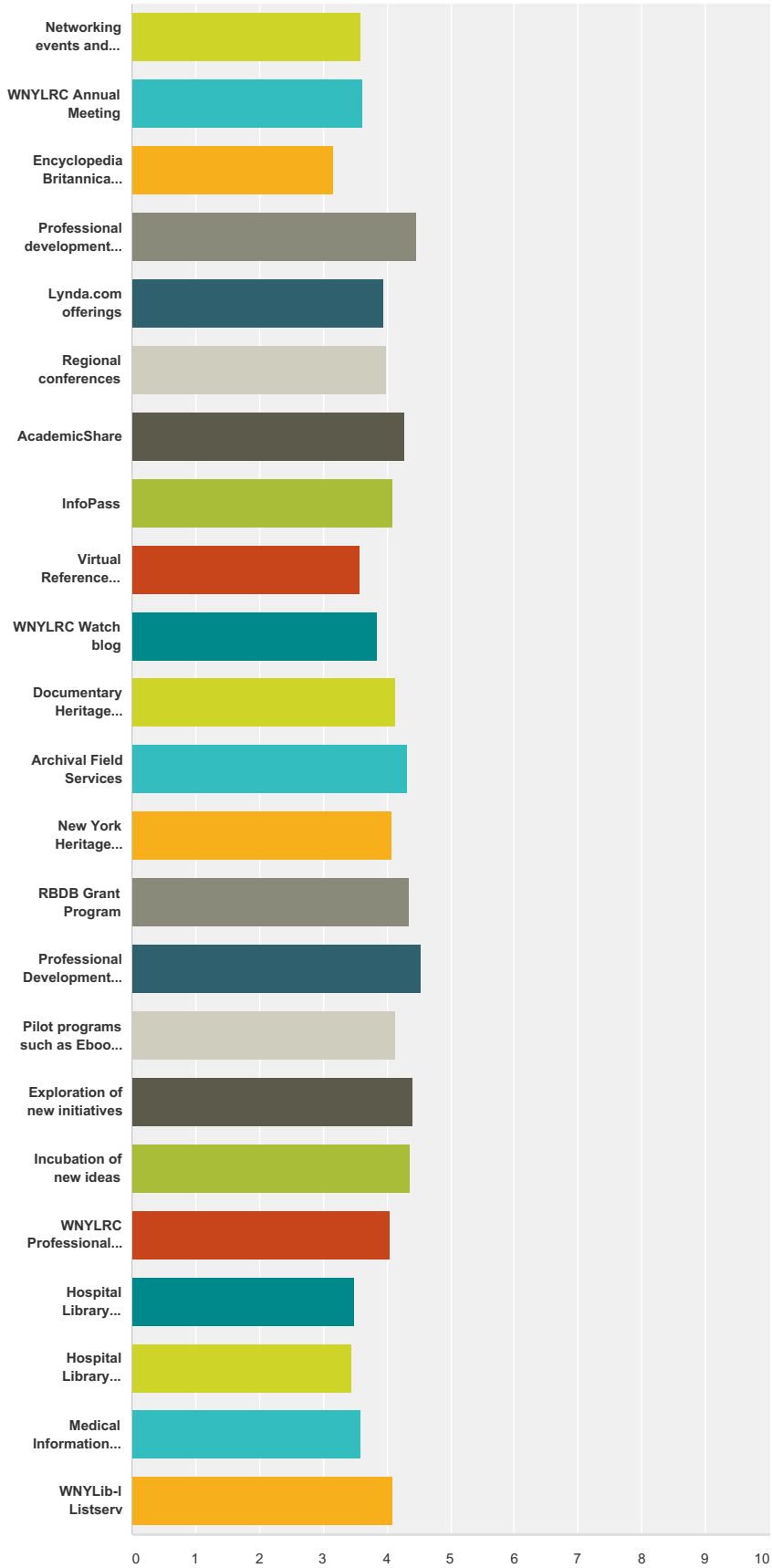


Answer Choices	Responses	
Too often	9.70%	13
Not often enough	5.22%	7
Just right	70.90%	95
I don't know, I don't receive any communications	14.18%	19
Total		134

Q7 Please indicate on a scale of 1-5 the value of WNYLRC services and programs that are valuable or potentially valuable to you and your current position?

Answered: 134 Skipped: 2

2015 WNYLRC Member Staff Survey



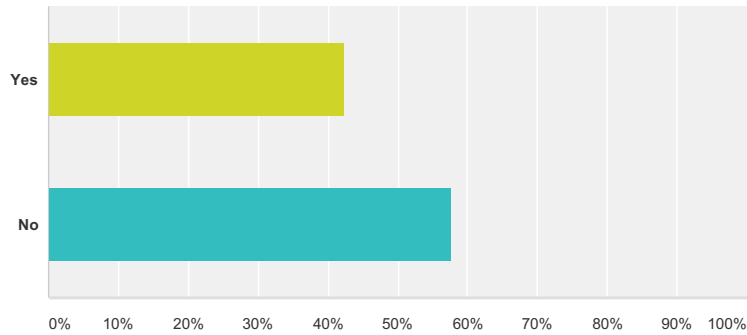
	1 (low)	2	3	4	5 (high)	Not Aware of Service/Program	Total	Weighted Average
--	---------	---	---	---	----------	------------------------------	-------	------------------

2015 WNYLRC Member Staff Survey

Networking events and opportunities (Tour & Taste, Getting to Know You, time set aside at other events)	11.45% 15	12.21% 16	16.79% 22	32.82% 43	17.56% 23	9.16% 12	131	3.60
WNYLRC Annual Meeting	10.61% 14	8.33% 11	21.21% 28	34.85% 46	18.18% 24	6.82% 9	132	3.62
Encyclopedia Britannica Discounts	38.46% 50	11.54% 15	11.54% 15	3.08% 4	6.15% 8	29.23% 38	130	3.15
Professional development workshops	1.49% 2	0.00% 0	10.45% 14	29.10% 39	56.72% 76	2.24% 3	134	4.46
Lynda.com offerings	11.36% 15	8.33% 11	17.42% 23	23.48% 31	15.15% 20	24.24% 32	132	3.95
Regional conferences	3.05% 4	8.40% 11	15.27% 20	36.64% 48	32.82% 43	3.82% 5	131	3.99
AcademicShare	14.29% 19	8.27% 11	9.77% 13	12.03% 16	15.04% 20	40.60% 54	133	4.27
InfoPass	11.45% 15	11.45% 15	15.27% 20	12.98% 17	16.03% 21	32.82% 43	131	4.09
Virtual Reference Services (Ask us 24/7)	12.98% 17	14.50% 19	25.19% 33	11.45% 15	22.90% 30	12.98% 17	131	3.56
WNYLRC Watch blog	9.09% 12	15.15% 20	26.52% 35	11.36% 15	7.58% 10	30.30% 40	132	3.84
Documentary Heritage Program	6.02% 8	11.28% 15	18.05% 24	18.80% 25	18.80% 25	27.07% 36	133	4.14
Archival Field Services	7.58% 10	13.64% 18	11.36% 15	15.15% 20	10.61% 14	41.67% 55	132	4.33
New York Heritage Digital Collections	5.34% 7	6.87% 9	19.85% 26	24.43% 32	29.01% 38	14.50% 19	131	4.08
RBDB Grant Program	4.62% 6	9.23% 12	13.85% 18	20.77% 27	23.08% 30	28.46% 37	130	4.34
Professional Development Grant Program	1.54% 2	6.92% 9	10.77% 14	25.38% 33	29.23% 38	26.15% 34	130	4.52
Pilot programs such as Ebook and Video Streaming	6.02% 8	5.26% 7	11.28% 15	37.59% 50	25.56% 34	14.29% 19	133	4.14
Exploration of new initiatives	1.53% 2	1.53% 2	12.21% 16	34.35% 45	39.69% 52	10.69% 14	131	4.41
Incubation of new ideas	3.13% 4	1.56% 2	10.16% 13	36.72% 47	37.50% 48	10.94% 14	128	4.37
WNYLRC Professional collection catalog (WNYCat)	12.70% 16	7.94% 10	19.84% 25	14.29% 18	12.70% 16	32.54% 41	126	4.04
Hospital Library Services Program grants	40.31% 52	6.98% 9	3.88% 5	3.10% 4	3.88% 5	41.86% 54	129	3.49
Hospital Library Services Program visits	39.53% 51	6.98% 9	6.98% 9	2.33% 3	3.88% 5	40.31% 52	129	3.45
Medical Information Services Program (MISP) funds	37.50% 48	7.81% 10	3.13% 4	3.13% 4	5.47% 7	42.97% 55	128	3.60
WNYLib-I Listserv	8.66% 11	7.87% 10	11.81% 15	22.05% 28	36.22% 46	13.39% 17	127	4.09

Q8 WNYLRC has seven standing committees that advise the staff and Board of Trustees about program and service directions. Committee participation is open to any librarian, library assistant, support staff from any Governing Member library, staff from any Patron Organizational Member (institutions that serve libraries or library education but are not libraries) as well as personal and student members. Have you ever served on a WNYLRC committee?

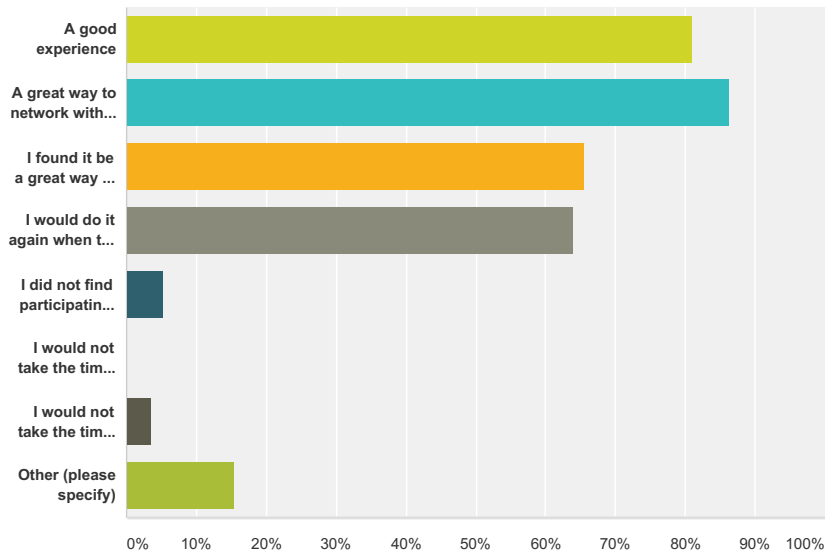
Answered: 132 Skipped: 4



Answer Choices	Responses	
Yes	42.42%	56
No	57.58%	76
Total		132

Q9 If you have served on a WNYLRC committee, how did you find the experience? (Check all that apply)

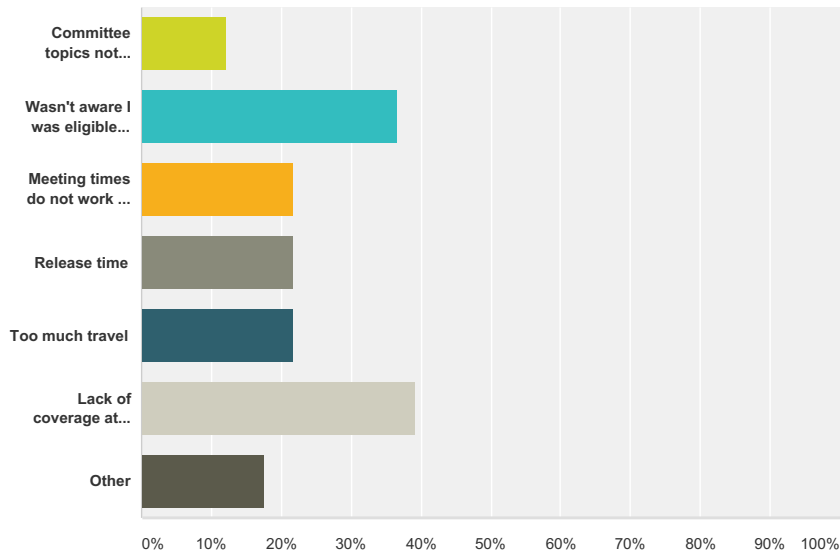
Answered: 58 Skipped: 78



Answer Choices	Responses
A good experience	81.03% 47
A great way to network with other professionals and support staff	86.21% 50
I found it be a great way to learn new things	65.52% 38
I would do it again when the opportunity arises	63.79% 37
I did not find participating on a committee particularly useful	5.17% 3
I would not take the time to participate on any committee	0.00% 0
I would not take the time to participate on the same committee (Please indicate what committee you served on)	3.45% 2
Other (please specify)	15.52% 9
Total Respondents: 58	

Q10 If you have not served on a WNYLRC committee, please indicate your reasons why. (Check all that apply)

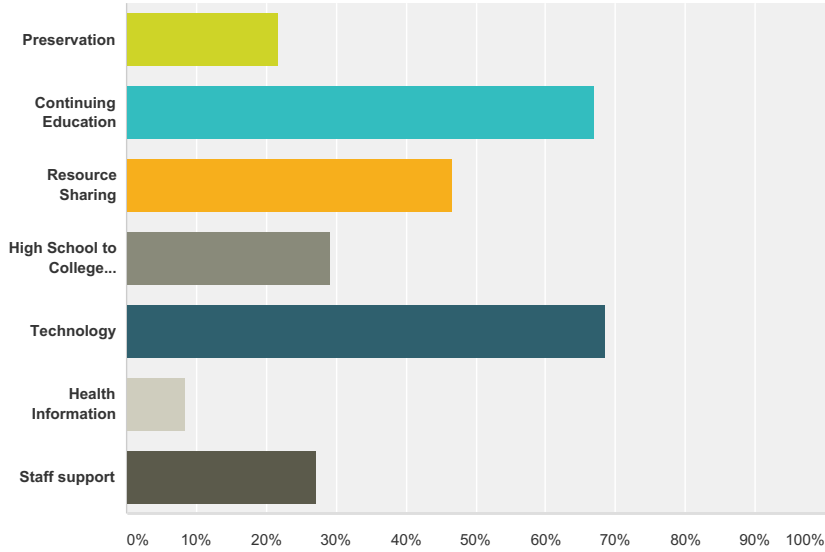
Answered: 74 Skipped: 62



Answer Choices	Responses
Committee topics not relevant to my position	12.16% 9
Wasn't aware I was eligible to participate	36.49% 27
Meeting times do not work in my schedule	21.62% 16
Release time	21.62% 16
Too much travel	21.62% 16
Lack of coverage at work	39.19% 29
Other	17.57% 13
Total Respondents: 74	

Q11 In relation to your position at your organization, what topics are you most concerned with that one of the seven standing committees could assist you with? (Check all that apply)

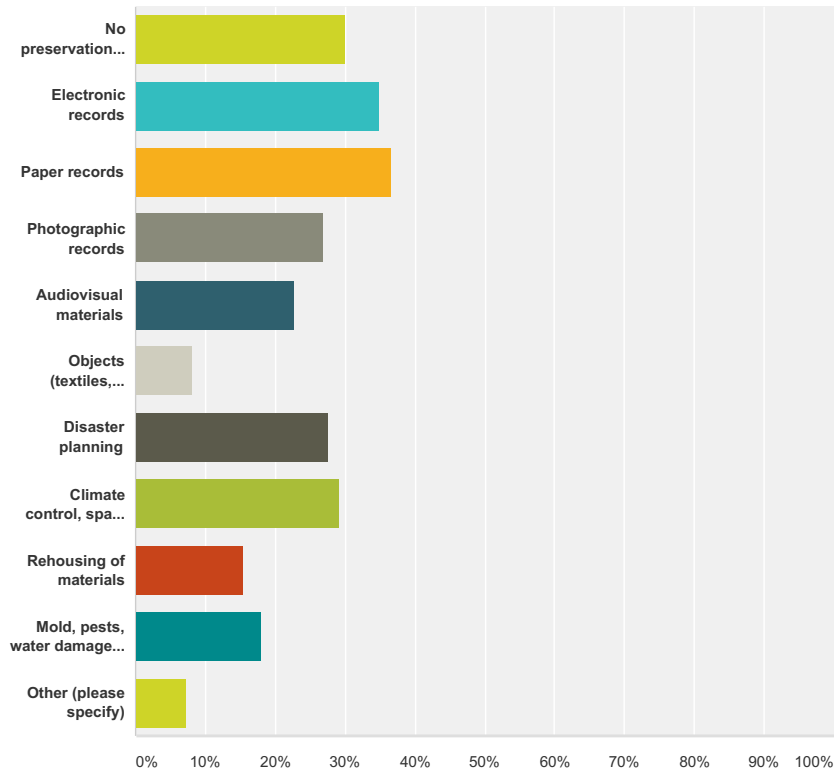
Answered: 133 Skipped: 3



Answer Choices	Responses
Preservation	21.80% 29
Continuing Education	66.92% 89
Resource Sharing	46.62% 62
High School to College Concerns	29.32% 39
Technology	68.42% 91
Health Information	8.27% 11
Staff support	27.07% 36
Total Respondents: 133	

Q12 What are the specific preservation concerns, if any, that are most important to your library or organization over the next 3 years? (Check all that apply)

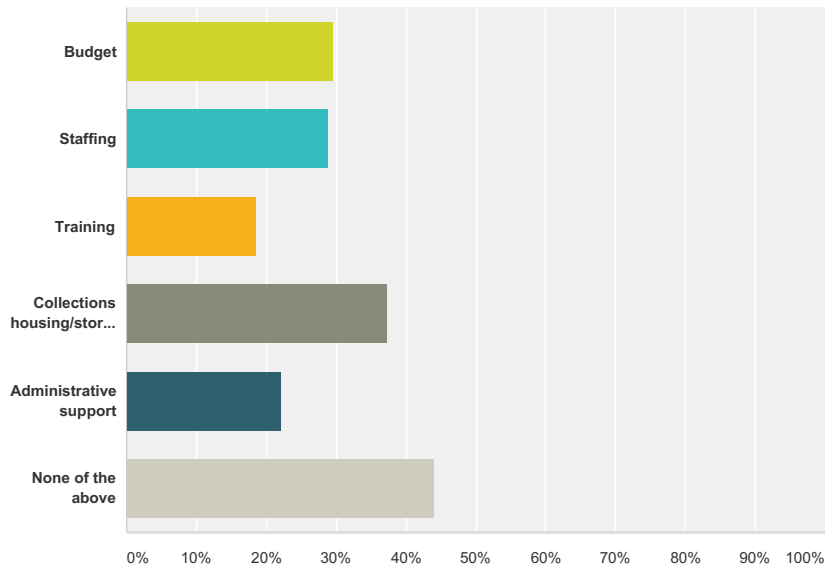
Answered: 123 Skipped: 13



Answer Choices	Responses
No preservation concerns	30.08% 37
Electronic records	34.96% 43
Paper records	36.59% 45
Photographic records	26.83% 33
Audiovisual materials	22.76% 28
Objects (textiles, artwork, etc.)	8.13% 10
Disaster planning	27.64% 34
Climate control, space, and storage	29.27% 36
Rehousing of materials	15.45% 19
Mold, pests, water damaged materials	17.89% 22
Other (please specify)	7.32% 9
Total Respondents: 123	

Q13 Does your library or organization support preservation needs with: (check all that apply)

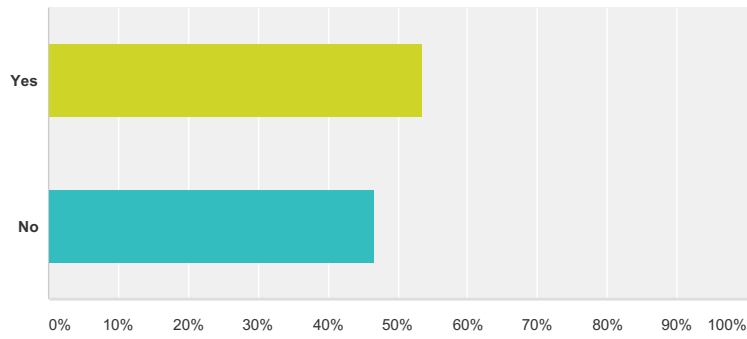
Answered: 118 Skipped: 18



Answer Choices	Responses
Budget	29.66% 35
Staffing	28.81% 34
Training	18.64% 22
Collections housing/storage space	37.29% 44
Administrative support	22.03% 26
None of the above	44.07% 52
Total Respondents: 118	

Q14 Do you regularly participate in WNYLRC professional development opportunities?

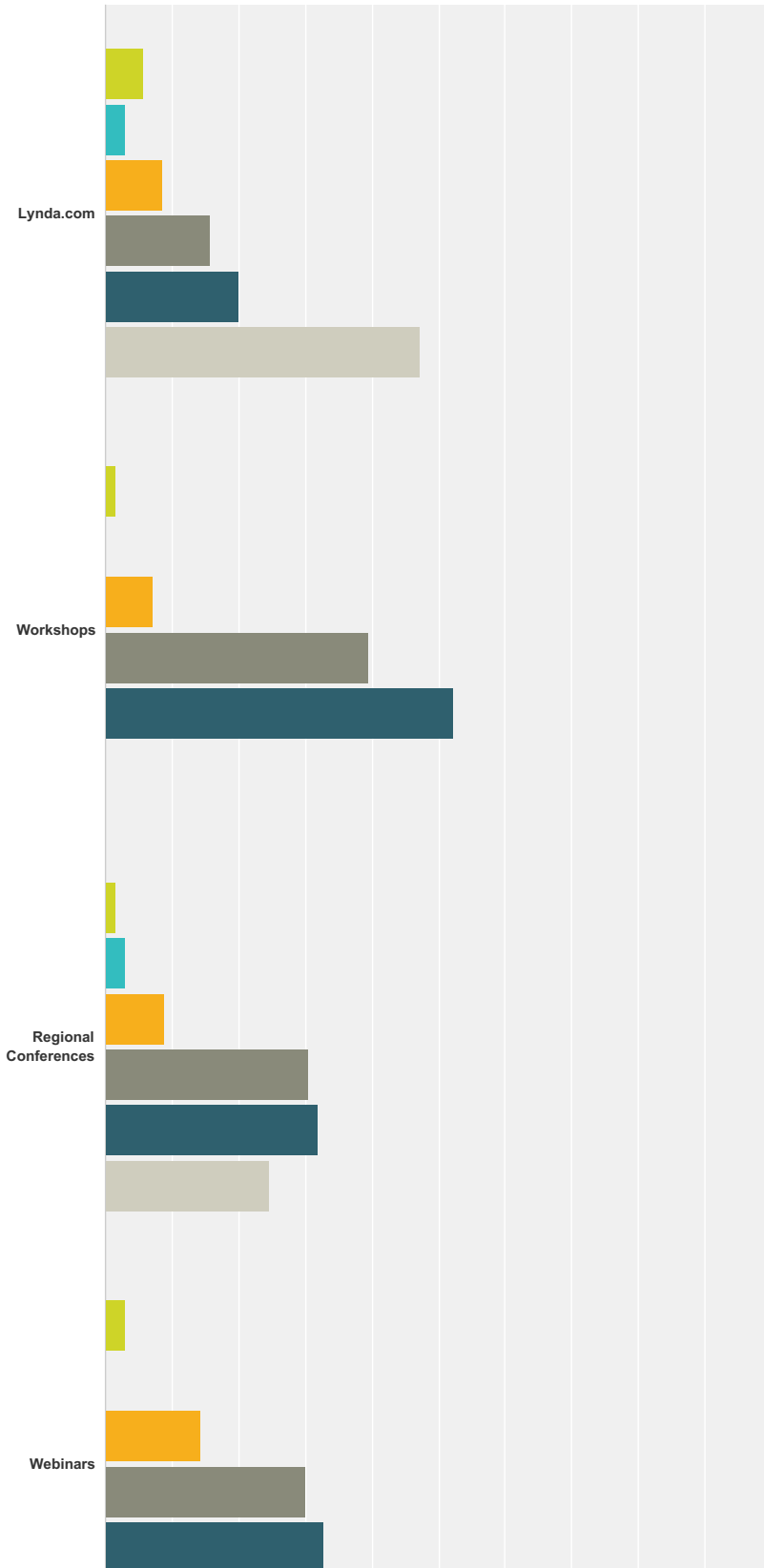
Answered: 133 Skipped: 3



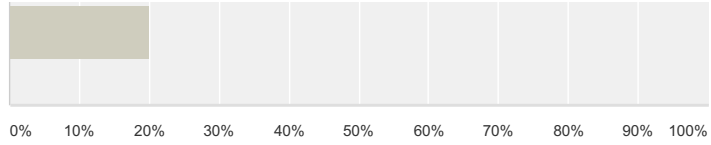
Answer Choices	Responses	
Yes	53.38%	71
No	46.62%	62
Total		133

Q15 If you regularly attend WNYLRC professional development events, how do you rate the quality of the offerings? (Please select all that apply)

Answered: 72 Skipped: 64



2015 WNYLRC Member Staff Survey

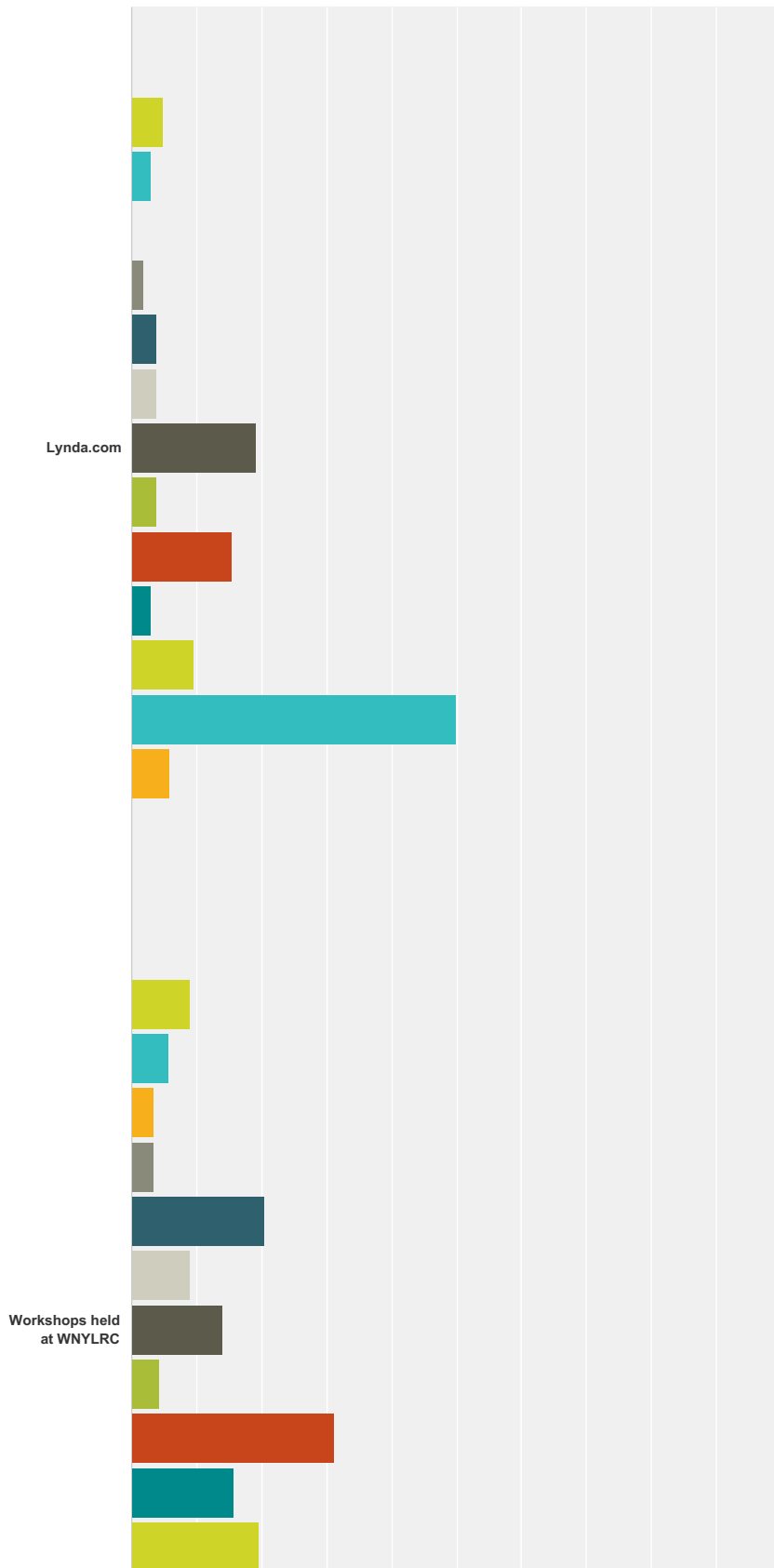


■ 1 (Low)
 ■ 2
 ■ 3
 ■ 4
 ■ 5 (High)
 ■ Have not used or participated

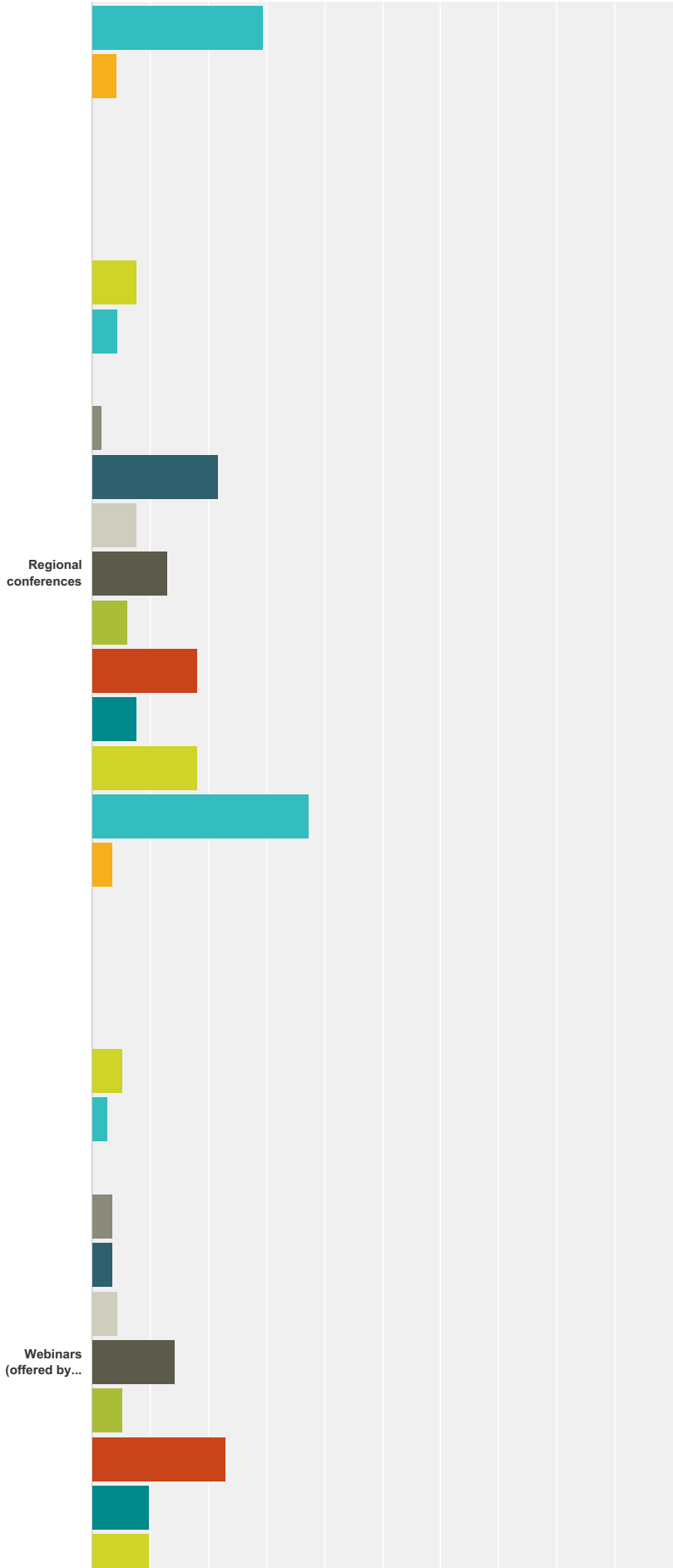
	1 (Low)	2	3	4	5 (High)	Have not used or participated	Total
Lynda.com	5.71% 4	2.86% 2	8.57% 6	15.71% 11	20.00% 14	47.14% 33	70
Workshops	1.41% 1	0.00% 0	7.04% 5	39.44% 28	52.11% 37	0.00% 0	71
Regional Conferences	1.45% 1	2.90% 2	8.70% 6	30.43% 21	31.88% 22	24.64% 17	69
Webinars	2.86% 2	0.00% 0	14.29% 10	30.00% 21	32.86% 23	20.00% 14	70

Q16 What would make it easier for you to do attend WNYLRC professional development events? (Check all that apply)

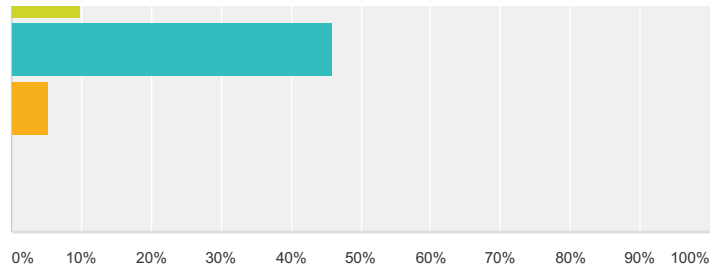
Answered: 125 Skipped: 11



2015 WNYLRC Member Staff Survey



2015 WNYLRC Member Staff Survey

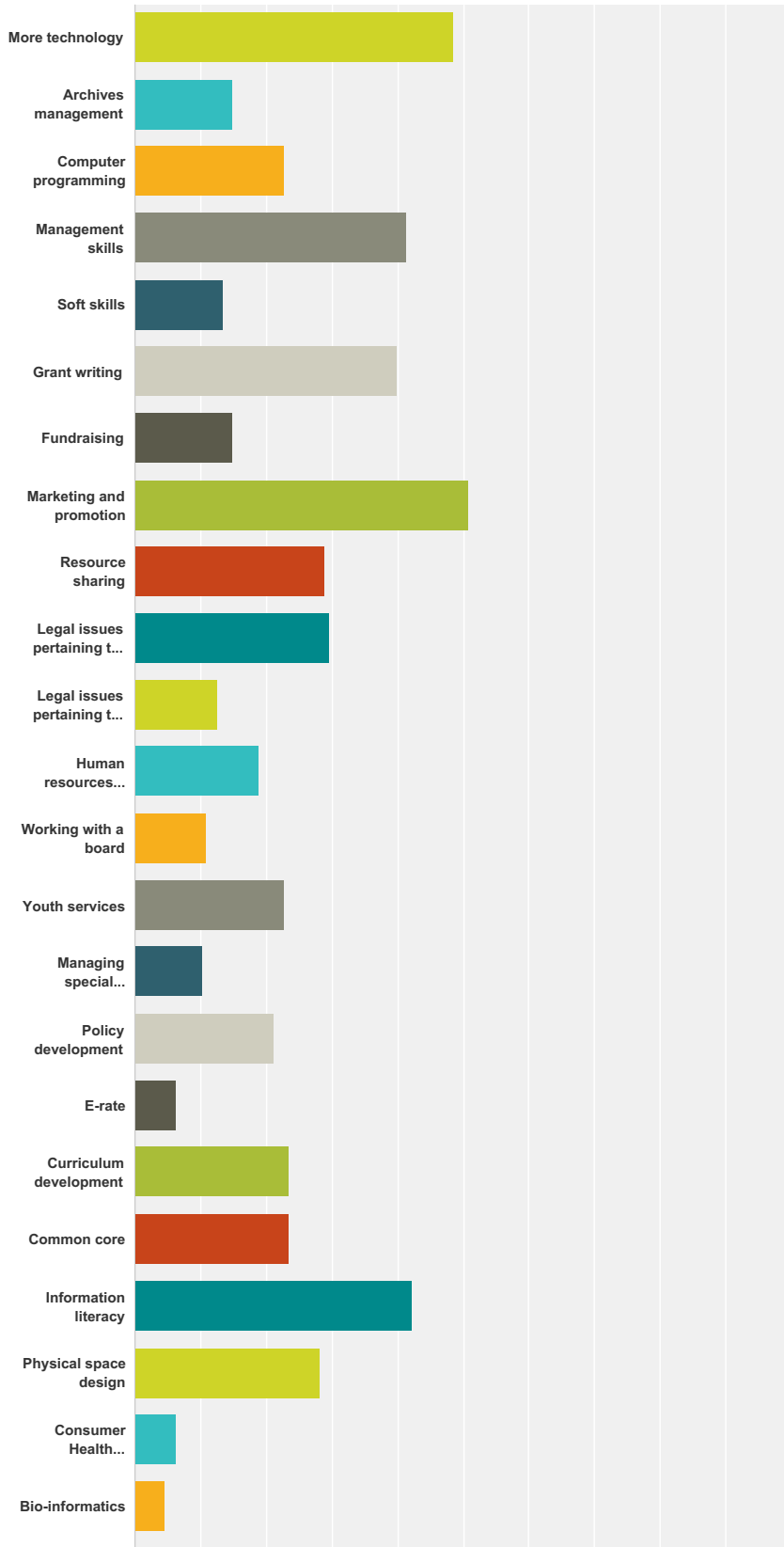


- Less costly
- Easier access
- Less technical
- More technical
- Held closer to my library
- Release time
- More awareness
- Better quality
- More relevant topics
- Day and time that better accommodates my schedule
- More coverage at work
- Nothing, current options are good
- Other (Please specify in Other box provided below)

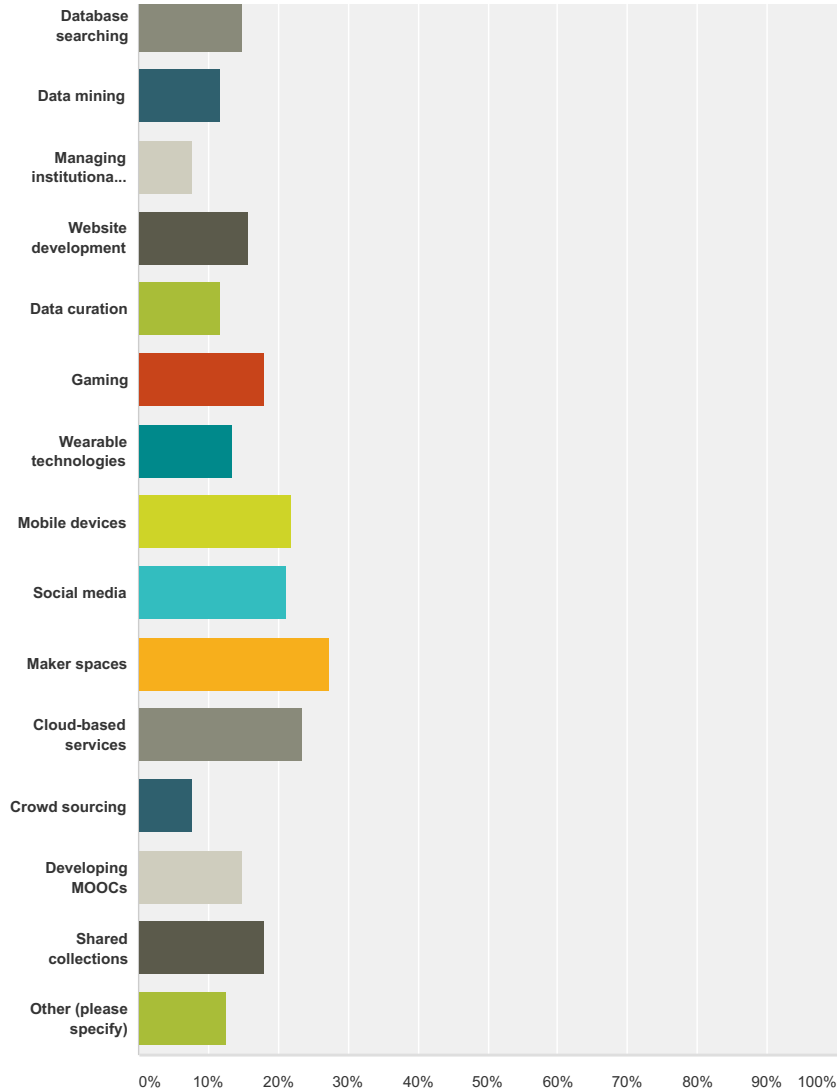
	Less costly	Easier access	Less technical	More technical	Held closer to my library	Release time	More awareness	Better quality	More relevant topics	Day and time that better accommodates my schedule	More coverage at work	Nothing, current options are good	Other (Please specify in Other box provided below)	Total Respondents
Lynda.com	4.81% 5	2.88% 3	0.00% 0	1.92% 2	3.85% 4	3.85% 4	19.23% 20	3.85% 4	15.38% 16	2.88% 3	9.62% 10	50.00% 52	5.77% 6	104
Workshops held at WNYLRC	9.02% 11	5.74% 7	3.28% 4	3.28% 4	20.49% 25	9.02% 11	13.93% 17	4.10% 5	31.15% 38	15.57% 19	19.67% 24	29.51% 36	4.10% 5	122
Regional conferences	7.83% 9	4.35% 5	0.00% 0	1.74% 2	21.74% 25	7.83% 9	13.04% 15	6.09% 7	18.26% 21	7.83% 9	18.26% 21	37.39% 43	3.48% 4	115
Webinars (offered by either WNYLRC or NY3Rs)	5.31% 6	2.65% 3	0.00% 0	3.54% 4	3.54% 4	4.42% 5	14.16% 16	5.31% 6	23.01% 26	9.73% 11	9.73% 11	46.02% 52	5.31% 6	113

Q17 What issues would you like to see WNYLRC cover with its Professional Development Program? (Check all that apply)

Answered: 128 Skipped: 8



2015 WNYLRC Member Staff Survey



Answer Choices	Responses	Count
More technology	48.44%	62
Archives management	14.84%	19
Computer programming	22.66%	29
Management skills	41.41%	53
Soft skills	13.28%	17
Grant writing	39.84%	51
Fundraising	14.84%	19
Marketing and promotion	50.78%	65
Resource sharing	28.91%	37
Legal issues pertaining to copyright	29.69%	38
Legal issues pertaining to library systems	12.50%	16
Human resources issues	18.75%	24
Working with a board	10.94%	14
Youth services	22.66%	29
Managing special collections	10.16%	13
Policy development	21.09%	27

2015 WNYLRC Member Staff Survey

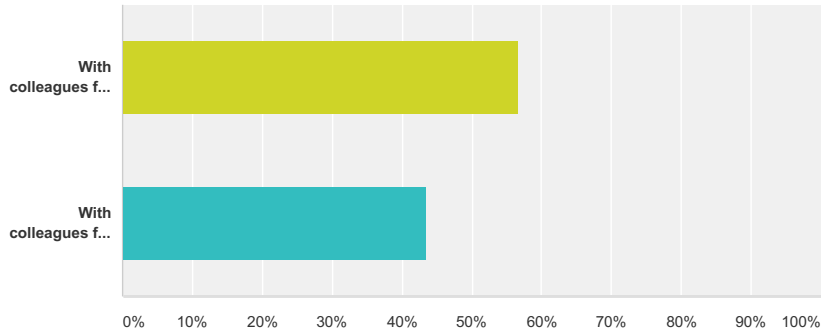
E-rate	6.25%	8
Curriculum development	23.44%	30
Common core	23.44%	30
Information literacy	42.19%	54
Physical space design	28.13%	36
Consumer Health information	6.25%	8
Bio-informatics	4.69%	6
Database searching	14.84%	19
Data mining	11.72%	15
Managing institutional repositories	7.81%	10
Website development	15.63%	20
Data curation	11.72%	15
Gaming	17.97%	23
Wearable technologies	13.28%	17
Mobile devices	21.88%	28
Social media	21.09%	27
Maker spaces	27.34%	35
Cloud-based services	23.44%	30
Crowd sourcing	7.81%	10
Developing MOOCs	14.84%	19
Shared collections	17.97%	23
Other (please specify)	12.50%	16
Total Respondents: 128		

Q18 What other sources do you use for professional development and continuing education? Please specify.

Answered: 81 Skipped: 55

Q19 Do you find more value in events with librarians that work at the same type of institution as you, or an exchange with librarians from a variety of libraries?

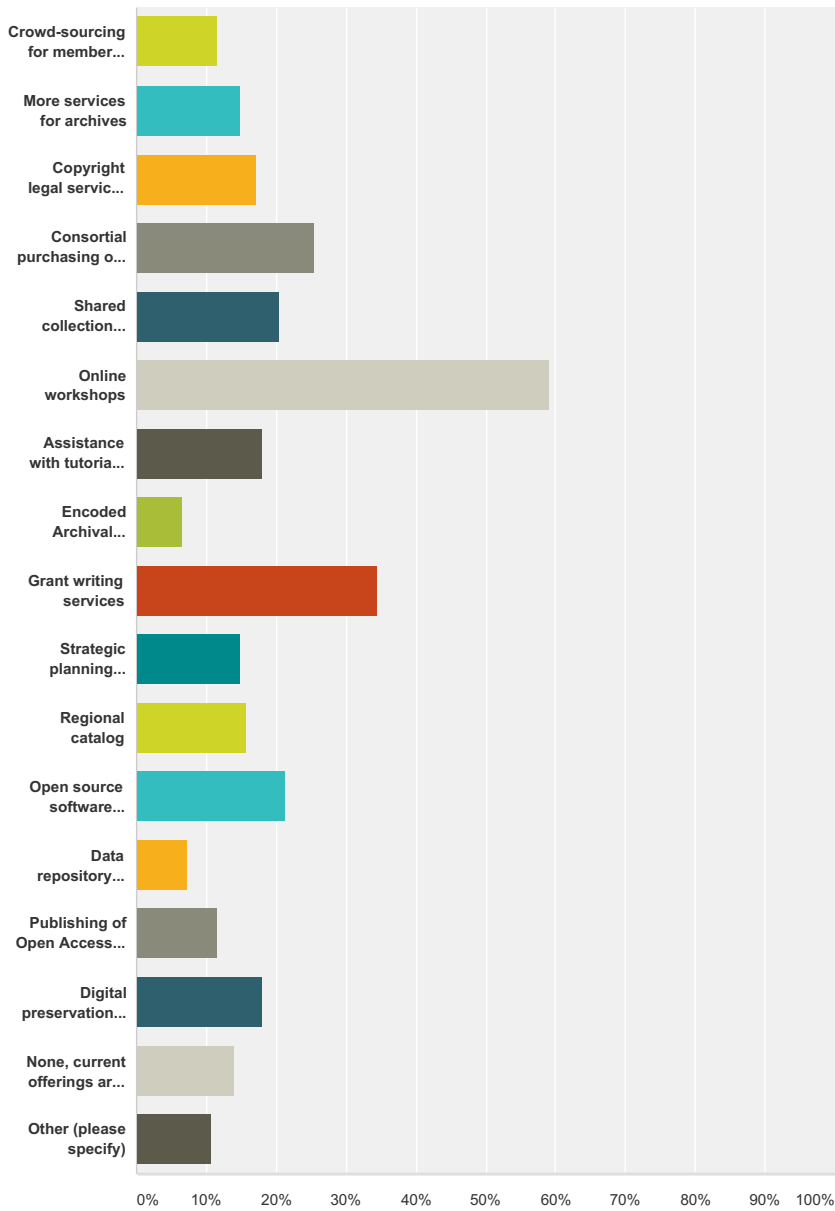
Answered: 120 Skipped: 16



Answer Choices	Responses
With colleagues from my library type only (Please specify the reasons below)	56.67% 68
With colleagues from multi-type libraries (Please specify the reasons below)	43.33% 52
Total	120

Q20 In your opinion, what additional services should WNYLRC consider offering? (Check all that apply)

Answered: 122 Skipped: 14



Answer Choices	Responses
Crowd-sourcing for member initiatives	11.48% 14
More services for archives	14.75% 18
Copyright legal services through a paid attorney	17.21% 21
Consortial purchasing of more products	25.41% 31
Shared collection services	20.49% 25
Online workshops	59.02% 72
Assistance with tutorial development	18.03% 22
Encoded Archival Description services (EAD)	6.56% 8

2015 WNYLRC Member Staff Survey

Grant writing services	34.43%	42
Strategic planning consultations	14.75%	18
Regional catalog	15.57%	19
Open source software services	21.31%	26
Data repository services	7.38%	9
Publishing of Open Access journals	11.48%	14
Digital preservation support	18.03%	22
None, current offerings are fine	13.93%	17
Other (please specify)	10.66%	13
Total Respondents: 122		

Q21 In your option, what are the biggest obstacles your library or organization will face during the next three years and would there be a role for WNYLRC to assist?

Answered: 97 Skipped: 39

Q22 What developing trends will shape library services at your library in the coming three years?

Answered: 86 Skipped: 50

Q23 Please take a moment to add additional comments:

Answered: 27 Skipped: 109